


Online Foreign Transfer

Send money abroad, fast and secure via

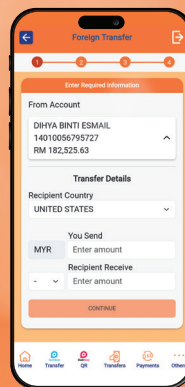
i-Muamalat Mobile Banking

**Mobile Application (MOB):
Foreign Transfer Step By Step**



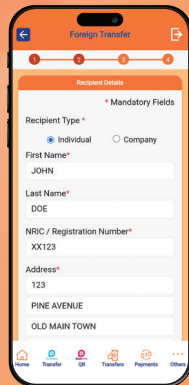
Step 1

Log in to **i-Muamalat Mobile Banking** apps, click on **'Transfers'** and select **'Foreign Transfer'**.



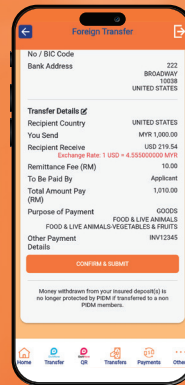
Step 2

Select **Account**, click **'New Transfer'** and choose country from the **'Recipient Country'** tab. Enter transfer amount.



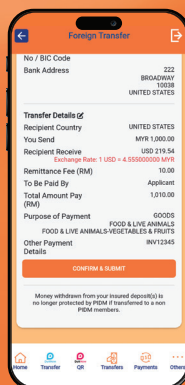
Step 3

Fill in the **'Recipient Details'**, **'Recipient Bank Details'** and **'Transfer Details'**. Agree to the terms and conditions.



Step 4

Confirm the transaction and **Accept** the **'Declaration'**. Click **'Confirm & Submit'** and **'Approve'** transaction.



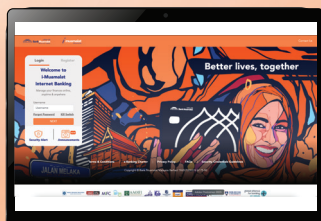
Step 5

Your transaction is now **being processed!**

Send money abroad, fast and secure via

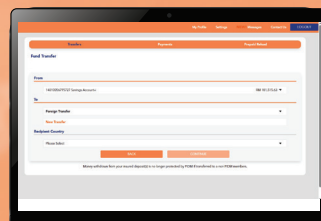
i-Muamalat Online Portal

Retail Internet Banking (RIB): Foreign Transfer Step By Step



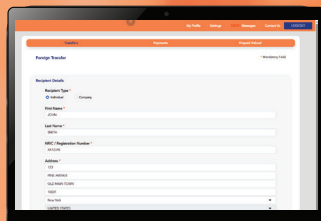
Step 1

Log in to www.i-muamalat.com.my. Select 'Transfers/Payment/Prepaid/Reload', select 'Foreign Transfer'.



Step 2

Choose your account under menu '**From**', click '**New transfer**', choose country from '**Recipient Country**'.



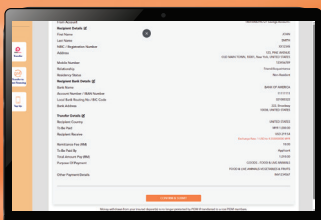
Step 3

Fill in 'transfer details', 'recipient details', 'recipient bank details', 'recipient country' and select 'purpose of payment'.



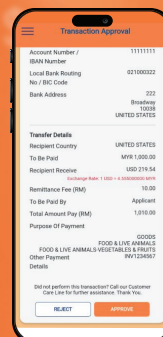
Step 4

Click '**Accept**', Agree with the '**Terms & Conditions**' and click '**Continue**'.



Step 5

Click **'OK'**, confirm the details and click **'confirm & submit'**.



Step 6

Approve transaction via **i-Msecure at Mobile Application** and your transaction is now being processed!



بنك معاملات
Bank Muamalat
Better lives, together

Terms and conditions apply. Please visit Bank Muamalat Malaysia Berhad's website for more information.



mybankmuamalat



@bankmuamalatmy



WhatsApp us
+603-2692 3393

03 2600 5500
amalal.com.my



A Member of

DRB-HICOM