



Bank Muamalat Malaysia Berhad
196501000376 (6175-W)
(Incorporated in Malaysia)

Directors' Report and Audited Financial
Statements
31 December 2022

196501000376 (6175-W)

**Bank Muamalat Malaysia Berhad
(Incorporated in Malaysia)**

Contents	Page
Directors' report	1 - 10
Statement by directors	11
Statutory declaration	11
Report of the Shariah Committee	12 - 13
Independent auditors' report	14 - 18
Consolidated statement of financial position	19 - 20
Statement of financial position	21 - 22
Statements of profit or loss	23
Statements of other comprehensive income	24
Consolidated statement of changes in equity	25
Statement of changes in equity	26
Statements of cash flows	27 - 32
Notes to the financial statements	33 - 246

Bank Muamalat Malaysia Berhad
(Incorporated in Malaysia)

Directors' Report

In the name of Allah, The Most Beneficent, The Most Merciful

The directors have pleasure in submitting their report together with the audited financial statements of the Group and of the Bank for the financial year ended 31 December 2022.

Principal activities

The Bank is principally engaged in Islamic banking business and the provision of related financial services. The principal activities of the subsidiaries are disclosed in Note 11 to the financial statements.

There has been no significant change in the nature of these activities during the financial year.

Results

	Group RM'000	Bank RM'000
Profit before zakat and taxation	306,725	300,510
Zakat	(2,692)	(2,254)
Taxation	(81,255)	(78,818)
Profit for the year	<u>222,778</u>	<u>219,438</u>

There were no material transfers to or from reserves or provisions during the financial year other than as disclosed in the financial statements.

In the opinion of the directors, the results of the operations of the Group and of the Bank during the financial year were not substantially affected by any item, transaction or event of a material and unusual nature.

Dividend

No dividend has been paid or declared by the Bank since the end of the previous financial period. The directors do not recommend the payment of any dividend in respect of the current financial year.

196501000376 (6175-W)

**Bank Muamalat Malaysia Berhad
(Incorporated in Malaysia)**

Directors

The names of the directors of the Bank in office since the beginning of the financial year to the date of this report are:

Tan Sri Tajuddin Atan	
Tan Sri Che Khalib Mohamad Noh	
Dato' Ibrahim Taib	
Md. Khairuddin Hj Arshad	
Johari Abdul Muid	
Mohd Razlan Mohamed	
Roshidah Abdullah	
Ainol Roznain Yaacob	(appointed on 1 October 2022)
Iwan Rashman Gulamoydeen	(resigned on 30 September 2022)

Directors of the subsidiary companies

The directors of the Bank's subsidiaries who have held office since the beginning of the financial year to the date of this report are:

Muamalat Invest Sdn Bhd

Khairul Kamarudin	
Fakihah Azahari	
Dato' Adnan Alias	
Mohd Faruk Abdul Karim	
Md. Khairuddin Hj Arshad	(appointed on 12 July 2022)
Roshidah Abdullah	(appointed on 12 July 2022)

Muamalat Venture Sdn Bhd

Khairul Kamarudin	
Amirul Nasir Abdul Rahim	(appointed on 30 September 2022)
Mohamed Rezwan Abdullah Ismail	(resigned on 1 October 2022)

Muamalat Nominees (Asing) Sdn Bhd

Khairul Kamarudin	
Amirul Nasir Abdul Rahim	(appointed on 30 September 2022)
Mohamed Rezwan Abdullah Ismail	(resigned on 1 October 2022)

Muamalat Nominees (Tempatan) Sdn Bhd

Khairul Kamarudin	
Amirul Nasir Abdul Rahim	(appointed on 30 September 2022)
Mohamed Rezwan Abdullah Ismail	(resigned on 1 October 2022)

Bank Muamalat Malaysia Berhad
(Incorporated in Malaysia)

Directors' interests

According to the register of directors' shareholdings, the interests of directors in office at the end of the financial year in shares in the Bank and its related corporations during the financial year were as follows:

	Number of ordinary shares of RM1.00 each			
	As at 31.12.2021	Acquired	Disposed	As at 31.12.2022
Interest in DRB-HICOM Berhad, holding company:				
<u>Indirect Interest</u>				
Tan Sri Che Khalib Mohamad Noh	3,500 [^]	-	-	3,500 [^]

[^] Deemed interest in shares in the holding company held by spouse pursuant to Section 59(11)(c) of the Companies Act 2016.

Other than as disclosed above, none of the directors in office at the end of the financial year ended 31 December 2022 had any interest in shares in the Bank or its related corporations during the financial year.

Directors' benefits

Neither at the end of the financial year, nor at any time during that year, did there subsist any arrangement to which the Bank was a party, whereby directors might acquire benefits by means of the acquisition of shares in, or debentures of the Bank or any other body corporate.

Since the end of the previous financial year, no director has received or become entitled to receive a benefit (other than benefits included in the aggregate amount of emoluments received or due and receivable by the directors from or the fixed salary of a full-time employee of the Bank as shown in Note 35 to the financial statements or from related corporations) by reason of a contract made by the Bank or a related corporation with any director or with a firm of which he/she is a member, or with a company in which he/she has a substantial financial interest.

Directors' indemnity

Directors' liability takaful is in place to protect the directors of the Group and of the Bank against potential costs and liabilities arising from claims brought against the directors. The Bank has maintained a Directors' and Officers' liability takaful up to an aggregate limit of RM20.0 million against any liability incurred by the Directors and Officers. The gross amount of takaful premium paid by the Bank for the directors and officers of Bank Muamalat Malaysia Berhad ("BMMB") and its subsidiaries for the current financial year was RM225,000.

**Bank Muamalat Malaysia Berhad
(Incorporated in Malaysia)**

Other statutory information

- (a) Before the statements of profit or loss, statements of comprehensive income and statements of financial position of the Group and of the Bank were made out, the directors took reasonable steps:
 - (i) to ascertain that proper action had been taken in relation to the writing off of bad debts and the making of allowance for doubtful debts and satisfied themselves that all known bad debts had been written off and that adequate allowance had been made for doubtful debts; and
 - (ii) to ensure that any current assets which were unlikely to realise their value as shown in the accounting records in the ordinary course of business had been written down to an amount which they might be expected so to realise.
- (b) As at the date of this report, the directors are not aware of any circumstances not otherwise dealt with in this report or the financial statements which would render:
 - (i) the amount written off for bad debts, or the amount of the allowance for doubtful debts in the financial statements of the Group and of the Bank inadequate to any substantial extent; and
 - (ii) the values attributed to current assets in the financial statements of the Group and of the Bank misleading.
- (c) As at the date of this report, the directors are not aware of any circumstances which have arisen which would render adherence to the existing method of valuation of assets or liabilities of the Group and of the Bank misleading or inappropriate.
- (d) As at the date of this report, the directors are not aware of any circumstances not otherwise dealt with in this report or financial statements of the Group and of the Bank which would render any amount stated in the financial statements misleading.
- (e) As at the date of this report, there does not exist:
 - (i) any charge on the assets of the Group or of the Bank which has arisen since the end of the financial year which secures the liabilities of any other person; or
 - (ii) any contingent liability of the Group and of the Bank which has arisen since the end of the financial year other than those arising in the normal course of business of the Group and of the Bank.
- (f) In the opinion of the directors:
 - (i) no contingent or other liability has become enforceable or is likely to become enforceable within the period of twelve (12) months after the end of the financial year which will or may affect the ability of the Group or of the Bank to meet their obligations when they fall due; and

**Bank Muamalat Malaysia Berhad
(Incorporated in Malaysia)**

Other statutory information (cont'd.)

(f) In the opinion of the directors (cont'd.):

- (ii) no item, transaction or event of a material and unusual nature has arisen in the interval between the end of the financial period and the date of this report which is likely to affect substantially the results of the operations of the Group and of the Bank for the financial year in which this report is made.

Compliance with Bank Negara Malaysia's Policy Documents on Financial Reporting

In the preparation of the financial statements, the directors have taken reasonable steps to ensure that the preparation of the financial statements of the Group and of the Bank are in compliance with the Bank Negara Malaysia's Policy Documents on Financial Reporting for Islamic Financial Institutions and the Policy Documents on Classification and Impairment Provisions for Financing.

Business review 2022

The reopening of the economy post COVID-19 pandemic has spurred Malaysia's economy into positive territory and consequent recovery in private consumption has given Malaysia's GDP performance a boost, i.e. at 8.7% growth.

In the Banking industry, higher profit rates and a firm economic recovery has enhanced Malaysian banks' revenue and profitability prospects despite the anticipation of the rise in credit impairments, which is expected to remain manageable.

Against this backdrop, Bank Muamalat Malaysia Berhad ("BMMB" or "the Bank") and its subsidiaries ("the Group") registered a record profit before taxation and zakat of RM306.7 million for the financial year ended 31 December 2022, a growth of 20.3% from RM254.9 million (restated) registered last year. This growth in profit primarily attributed to higher distributable income by 19.6%, as a result of increase in total gross financing asset. Total overheads and expenditures increased by 12.8% to RM452.8 million in tandem with the Group's business growth.

The Group's total assets expanded by 14.4% to RM31.5 billion as at 31 December 2022 as compared to RM27.6 billion last year. This was mainly contributed by 16.2% growth in total financing to customers from RM20.7 billion to RM24.0 billion as at 31 December 2022.

Gross impaired financing stood at 0.85% as at 31 December 2022, a marginal increase of 0.02% as compared with 0.83% registered as at 31 December 2021.

The Group's Common Equity Tier-1 Ratio and Total Capital Ratio remain stable, stood at 12.5% and 17.6%, well above the regulatory requirements.

**Bank Muamalat Malaysia Berhad
(Incorporated in Malaysia)**

Prospects

The World Bank in its January 2023 issue of the Global Economic Prospects report has projected a moderate global economic growth from 2.9% in 2022¹ to 1.7% in 2023, reflecting weakening performance in major economies such as US, the Euro area and China. Expectation of worsening financial conditions, more tightening monetary policies to curb high inflations and continued disruptions from the Russian-Ukraine invasion could potentially push the global economy into recession.

Mirroring the same expectation, the World Bank also projected Malaysia's GDP to moderate to 4.0% in 2023 from 8.7% in 2022. Despite the slower growth forecast, Malaysia's economy will be supported by expansion in domestic demand, driven by household spending amidst improved employment and income prospects, positive development in tourism-related sectors as well as realisation of multi-year infrastructure projects that continue to support investment activities². With the lower growth projected, downside risks to the development of domestic economy is expected to stem from the volatile global economic condition, more aggressive monetary policy tightening in major economies as well as the re-emergence of supply chain disruptions.

Adapting to the vast changes in the financial landscape, the Group has placed greater emphasis on strengthening its business especially in delivering sustainable shareholders' return through its revenue generating strategic initiatives across its operations. Aiming to enable Islamic bank for all, the Bank plans to diversify its customer base through its digital propositions, effective channel management and expansion in its products and capabilities. Committing to its sustainability plan especially in combating climate change, the Bank will continue to promote transition to low carbon economy and embedding environmental consideration into its business strategies.

In anticipation of any emerging risks associated with the current economic conditions, the bank has taken necessary steps to continue to operate efficiently while maintaining prudent risk management and sound corporate governance. Effective risk and compliance management programmes will be rolled out for a more robust enforcement of regulatory requirements throughout its operations. The Bank will also proactively address any potential negative impacts on asset quality and continue to practice efficient liquidity management.

Moving forward, the Bank forecasts a positive business growth for financial year 2023, despite the anticipated challenging business environment. The positive growth will be driven by its continuous transformation programme, leveraging on digital and technology capabilities.

¹ Global Economic Prospects, January 2023, World Bank

² Monetary Policy Statement, January 2023, Bank Negara Malaysia

196501000376 (6175-W)

**Bank Muamalat Malaysia Berhad
(Incorporated in Malaysia)**

Rating by external rating agencies

Details of the Bank's ratings are as follows:

Rating Agency	Date	Classification	Rating
RAM Rating Services Berhad	June 2022	Long term	A2
		Short term	P1
		Subordinated Sukuk	A3
		Outlook	Stable
Malaysian Rating Corporation Berhad	June 2022	Long term	A+
		Short term	MARC-1
		Senior Sukuk	A+
		Outlook	Stable

**Bank Muamalat Malaysia Berhad
(Incorporated in Malaysia)**

Disclosure of Shariah Committee

The Bank's business activities are required to be in full compliance with the Shariah requirements, as governed and guided by the Shariah Committee ("SC") consisting of a minimum of five (5) members appointed by the Board for a specified term. The duties and responsibilities of the Shariah Committee are prescribed by the Shariah Governance Policy Document ("SGPD") issued by Bank Negara Malaysia ("BNM"). The key responsibilities of the Shariah Committee are as follows:

- (a) To have a charter that sets out the mandate, responsibilities and procedures of the SC including matters reserved for its decision or advice.
- (b) To provide objective and sound advice to the Bank to ensure that its aims and operations, business, affairs and activities are in compliance with Shariah. This includes:-
 - (i) to provide a decision or advice to the Bank on the application of any rulings of the Shariah Advisory Council ("SAC") or standards on Shariah matters that are applicable to the operations, business, affairs and activities of the Bank;
 - (ii) to provide a decision or advice on matters which require a reference to be made to the SAC;
 - (iii) to provide a decision or advice on the operations, business, affairs and activities of the Bank which may trigger a Shariah non-compliance event;
 - (iv) to deliberate and affirm any Shariah non-compliance finding by any relevant functions; and
 - (v) to endorse rectification measure to address any Shariah non-compliance event.
- (c) To be accountable for the quality, accuracy and soundness of its own decision or advice.
- (d) To establish a robust methodology to guide its decision-making process. The SC must take into account relevant business and risk practices in arriving at a decision or advice.
- (e) Where the SC has reason to believe that any Shariah issues or matter may affect the safety and soundness of the Bank, the SC must immediately update the Board of Directors ("BOD") on such matter.
- (f) In cases where the SAC has not made any rulings on a particular matter or the SC is not able to arrive at a decision or advice, the Bank shall refer to the SAC for a ruling in accordance with *Manual Rujukan Institusi Kewangan Islam kepada Majlis Penasihat Syariah*. Any requests for a ruling or advice shall be communicated through the Secretariat of the SAC.

**Bank Muamalat Malaysia Berhad
(Incorporated in Malaysia)**

Disclosure of Shariah Committee (cont'd.)

- (g) In the event where the SC decides or advises to place additional restrictions on the operations, business, affairs and activities of the Bank in applying the SAC rulings, the Bank must:-
 - (i) document the deliberations and justifications of the SC decision or advice;
 - (ii) ascertain the BOD's views on the decision or advice made by the SC with regard to the SAC ruling; and
 - (iii) ensure immediate notification to the BNM of such decision or advice.
- (h) The Bank shall ensure that any records of SC's decision or advice to be submitted to BNM, including a rectification plan to address a Shariah non-compliance event (under section 28(3) of the Islamic Financial Services Act ("IFSA") 2013), is supported with key deliberations, rationale and any significant concerns or dissenting views to the decision or advice.
- (i) In the event that the SC delegates any of its responsibilities to any persons or functions:-
 - (i) The Bank must ensure that the mandate, areas of delegated authority and operating procedures are set out clearly in the SC's charter and the Bank's internal policies;
 - (ii) The Bank must establish reporting arrangements to keep the SC informed of the work, key deliberations and decisions on the delegated matters; and
 - (iii) The SC must remain fully accountable for the decisions and any ensuing implications arising from the delegated responsibility.
- (j) To exercise objectivity in coming up with the SC judgement and be free from associations or circumstances that may impair the exercise of professional objectivity. In fulfilling the responsibility, a SC member must ensure that the judgement in arriving at a Shariah decision or advice is not affected by other professional commitments.
- (k) To devote sufficient time to prepare for and attend SC meetings.
- (l) To ensure consistency in providing the SC views and must not act in manner undermine the rulings of the SAC or any decisions of the SC that they represent.
- (m) To disclose the nature and extent of the SC interest that constitutes or gives rise to a conflict or potential conflict of interest upon the appointment, reappointment or as soon as there is any changes in SC circumstances that may affect SC status.
- (n) To continuously develop a reasonable understanding of the business and operations of the Bank and keep abreast with relevant market and regulatory developments. The chairman of the SC must lead efforts to manage the SC's developmental plans.

196501000376 (6175-W)

**Bank Muamalat Malaysia Berhad
(Incorporated in Malaysia)**

Zakat obligations

The Bank pays zakat on its business to the state zakat authorities, based on the growth model method as approved by the Shariah Committee. The Bank does not pay zakat on behalf of the shareholders or depositors, unless upon request by depositors.

For the year ended 31 December 2022, the Group and the Bank have allocated an amount of RM5.11 million and RM4.66 million respectively, as provision for zakat.

Auditors and auditors' remuneration

The auditors' remuneration are disclosed in Note 37 to the financial statements.

The auditors, Ernst & Young PLT, have expressed their willingness to continue in office.

Signed on behalf of the Board in accordance with a resolution of the Board of Directors dated 28 March 2023.



Tan Sri Tajuddin Atan
Chairman



Roshidah Abdullah
Director

Kuala Lumpur, Malaysia

196501000376 (6175-W)

Bank Muamalat Malaysia Berhad
(Incorporated in Malaysia)

Statement by directors
Pursuant to Section 251(2) of the Companies Act, 2016

In the name of Allah, The Most Beneficent, The Most Merciful

We, Tan Sri Tajuddin Atan and Roshidah Abdullah, being two (2) of the directors of Bank Muamalat Malaysia Berhad, do hereby state that, in the opinion of the directors, the accompanying financial statements set out on pages 19 to 246 are drawn up in accordance with Malaysian Financial Reporting Standards, International Financial Reporting Standards and the requirements of the Companies Act, 2016 in Malaysia so as to give a true and fair view of the financial position of the Group and of the Bank as at 31 December 2022 and of the results and the cash flows of the Group and of the Bank for the year then ended.

Signed on behalf of the Board in accordance with a resolution of the Board of Directors dated 28 March 2023.



Tan Sri Tajuddin Atan
Chairman



Roshidah Abdullah
Director


Kuala Lumpur, Malaysia

Statutory declaration
Pursuant to Section 251(1)(b) of the Companies Act, 2016

In the name of Allah, The Most Beneficent, The Most Merciful

I, Amirul Nasir Abdul Rahim, being the officer primarily responsible for the financial management of Bank Muamalat Malaysia Berhad, do solemnly and sincerely declare that the accompanying financial statements set out on pages 19 to 246 are in my opinion correct and I make this solemn declaration conscientiously believing the same to be true and by virtue of the provisions of the Statutory Declarations Act, 1960.

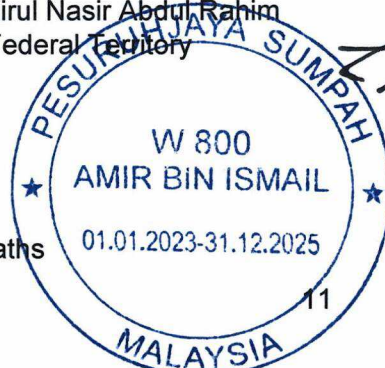
Subscribed and solemnly declared by
the abovenamed Amirul Nasir Abdul Rahim
at Kuala Lumpur in Federal Territory
on 28 March 2023.



Amirul Nasir Abdul Rahim

Before me,

Commissioner for Oaths



NO. 33-4, JALAN MEDAN TUANKU
50300 KUALA LUMPUR.

**Bank Muamalat Malaysia Berhad
(Incorporated in Malaysia)**

Report of the Shariah Committee

In the name of Allah, The Most Beneficent, The Most Merciful

In compliance with the letter of appointment, we are required to submit the following report:

We have reviewed the principles and the contracts relating to the transactions and applications introduced by the Bank during the year ended 31 December 2022. We have also conducted our review to form an opinion as to whether the Bank has complied with the Shariah principles and with the Shariah rulings issued by the Shariah Advisory Council of Bank Negara Malaysia and Securities Commission Malaysia, as well as Shariah decisions made by us.

We, the members of the Shariah Committee as established under the Bank, are responsible to assist the Board in the oversight and management of Shariah matters in the operation of the Bank. Although the Board is ultimately responsible and accountable for all Shariah matters under the Bank, the Board relies on our independent advice on the same.

The Management of the Bank is primarily responsible to ensure that the Bank conducts its business in accordance with Shariah principles. It is our responsibility to form an independent opinion, based on our review of the operations of the Bank and to report to you.

We planned and performed our review by obtaining all the information and explanations which we considered necessary in order to provide us with sufficient evidence to give reasonable assurance that the Bank has not violated the Shariah principles and to rectify to our reasonable satisfaction the matters that required improvements toward Shariah compliance.

To the best of our knowledge based on the information provided to us and discussions and decisions transpired and made in the meetings of or attended by the Shariah Committee of the Bank as have been detailed out in the relevant minutes of meetings and taking into account the advices and opinions given by the relevant experts, bodies and authorities, we are of the opinion that:

- (a) the contracts, transactions and dealings entered into by the Bank during the year ended 31 December 2022 that we have reviewed are in compliance with the Shariah principles;
- (b) the allocation of profit and charging of losses relating to investment accounts conform to the basis that had been approved by us in accordance with Shariah principles;
- (c) all earnings that have been realised from sources or by means prohibited by the Shariah principles have been identified and excluded from the Bank's income and were disposed for charitable causes; and
- (d) the financial statements of the Bank for the year ended 31 December 2022 together with the calculation of zakat disclosed to us are in compliance with Shariah principles.

Bank Muamalat Malaysia Berhad
(Incorporated in Malaysia)

Report of the Shariah Committee (cont'd.)

We, the members of the Shariah Committee of Bank Muamalat Malaysia Berhad, to the best of our knowledge, do hereby confirm that the overall operations, business, affairs and activities of the Bank for the year ended 31 December 2022 are in compliance with Shariah principles but it has come to the Shariah Committee's attention that one (1) Shariah non-compliance event has occurred and has been rectified, detail as follows:

Nature of event	Measures undertaken	Status
Delay in allocating the gold to a Muamalat Gold-i account due to system error (non financial loss) as disclosed in Note 52;	1. Implement auto-reconciliation program 2. Restructure the architecture system flow for execution of buy and sell the Muamalat Gold-i between all related systems.	Completed In Progress

We were informed on the causes for the events and noted that the Bank has taken the corrective as well as preventive measures in order to avoid recurring events in the future. We also confirmed that the events together with the rectification plans were presented to us and Board of Directors and reported to BNM in accordance with the reporting requirements by the regulator.

Signed on behalf of the Shariah Committee of Bank Muamalat Malaysia Berhad,



Azizi Che Seman
Chairman of Shariah Committee



Dr. Mohd Shahid Mohd Noh
Member of Shariah Committee

Kuala Lumpur, Malaysia
28 March 2023

196501000376 (6175-W)

**Independent auditors' report to the members of
Bank Muamalat Malaysia Berhad
(Incorporated in Malaysia)**

Report on the audit of the financial statements

Opinion

We have audited the financial statements of Bank Muamalat Malaysia Berhad, which comprise the statements of financial position as at 31 December 2022 of the Group and of the Bank, and the statements of profit or loss, statements of other comprehensive income, statements of changes in equity and statements of cash flows of the Group and of the Bank for the year then ended, and notes to the financial statements, including a summary of significant accounting policies, as set out on pages 19 to 246.

In our opinion, the accompanying financial statements give a true and fair view of the financial position of the Group and of the Bank as at 31 December 2022, and of their financial performances and their cash flows for the year then ended in accordance with Malaysian Financial Reporting Standards, International Financial Reporting Standards and the requirements of the Companies Act 2016 in Malaysia.

Basis for opinion

We conducted our audit in accordance with approved standards on auditing in Malaysia and International Standards on Auditing. Our responsibilities under those standards are further described in the *Auditors' responsibilities for the audit of the financial statements* section of our report. We believe that the audit evidence we have obtained is sufficient and appropriate to provide a basis for our audit opinion.

Independence and other ethical responsibilities

We are independent of the Group and of the Bank in accordance with the By-Laws (on Professional Ethics, Conduct and Practice) of the Malaysian Institute of Accountants ("By-Laws") and the International Code of Ethics for Professional Accountants (including International Independence Standards) ("IESBA Code"), and we have fulfilled our other ethical responsibilities in accordance with the By-Laws and the IESBA Code.

Key audit matter

Key audit matter is the matter that, in our professional judgement, was of most significance in our audit of the financial statements of the Group and of the Bank for the current year. This matter was addressed in the context of our audit of the financial statements of the Group and of the Bank as a whole, and in forming our opinion thereon, and we do not provide a separate opinion on this matter. For the matter below, our description of how our audit addressed the matter is provided in that context.

We have fulfilled the responsibilities described in the *Auditors' responsibilities for the audit of the financial statements* section of our report, including in relation to this matter. Accordingly, our audit included the performance of procedures designed to respond to our assessment of the risks of material misstatement of the financial statements of the Group and of the Bank. The results of our audit procedures, including the procedures performed to address the matter below, provided the basis of our audit opinion on the accompanying financial statements.

196501000376 (6175-W)

**Independent auditors' report to the members of
Bank Muamalat Malaysia Berhad (cont'd.)
(Incorporated in Malaysia)**

Key audit matter (cont'd.)

Risk area and rationale	Our response
<p><u>Expected credit losses of financing of customers and investments not carried at fair value through profit or loss</u></p> <p>As at 31 December 2022, the financing of customers represent 76% of the total assets of the Group and of the Bank and the investments carried at amortised cost and fair value through other comprehensive income represent 16% of the total assets of the Group and of the Bank.</p> <p>MFRS 9 Financial Instruments ("MFRS 9") requires the Group and the Bank to account for the impairment of these assets with a forward-looking Expected Credit Losses ("ECL") approach.</p> <p>The measurement of ECL requires the application of significant judgement and increased complexity which includes the identification of on-balance sheet and off-balance sheet credit exposures with significant deterioration in credit quality, assumptions used in the ECL models (for exposures assessed individually or collectively) such as the expected future cash flows, forward-looking macroeconomic factors and probability-weighted multiple scenarios. Management overlays have been applied amid COVID-19 environment with remaining uncertainties and emerging risks.</p> <p>Refer to summary of significant accounting policies in Note 2.3(b)(iv), significant accounting judgements, estimates and assumptions in Notes 3.3 and the disclosures of financing of customers and financial investments, allowances for impairment losses, and credit risk management in Notes 5, 7, 30, 31 and 46(a) to the financial statements.</p>	<p>Our audit procedures included the assessment of key controls over the origination, segmentation, ongoing internal credit quality assessments, recording and monitoring of the financing of customers and the investments not carried at fair value through profit or loss.</p> <p>We also assessed the processes and effectiveness of key controls over the transfer criteria (for the three stages of credit exposures under MFRS 9 in accordance with credit quality), impairment measurement methodologies, governance for development, maintenance and validation of ECL models, inputs, basis and assumptions used by the Group and the Bank in staging the credit exposures and calculating the ECL.</p> <p>For staging and identification of credit exposures with significant deterioration in credit quality, we assessed and tested the reasonableness of the transfer criteria applied by the Group and the Bank for different types of credit exposures. We evaluated if the transfer criteria are consistent with the Group and the Bank's credit risk management practices.</p> <p>For the measurement of ECL, we assessed and tested reasonableness of the Group's and the Bank's ECL models, including model inputs, model design and model performance for significant portfolios. We challenged whether historic experience is representative of current circumstances and of the recent losses incurred in the portfolios and assessed the reasonableness of forward-looking adjustments, macroeconomic factor analysis and probability-weighted multiple scenarios.</p> <p>We evaluated if changes in modeling approaches, parameters and assumptions are needed and if any changes made were appropriate. We also assessed and tested and monitored the sensitivity of the credit loss provisions to changes in modelling assumptions.</p>

196501000376 (6175-W)

**Independent auditors' report to the members of
Bank Muamalat Malaysia Berhad (cont'd.)
(Incorporated in Malaysia)**

Key audit matter (cont'd.)

Risk area and rationale	Our response
<p><u>Expected credit losses of financing of customers and investments not carried at fair value through profit or loss (cont'd.)</u></p>	<p>In assessing the management overlays applied in the ECL amid COVID-19 environment with remaining uncertainties and emerging risks, we performed scenario analysis to cross-check the impacts and challenged reasonableness of the basis applied by the management, particularly for the assets under Stages 1 and 2.</p> <p>With respect to individually assessed ECL which are mainly in relation to the impaired assets in Stage 3, we reviewed and tested a sample of financing of customers and investments to evaluate the timely identification by the Group and the Bank of exposures with significant deterioration in credit quality or which have been impaired. For cases where impairment has been identified, we assessed the Group's and the Bank's assumptions on the expected future cash flows, including the value of realisable collaterals based on available market information and the multiple scenarios considered. We also challenged the assumptions and compared estimates to external evidence where available, including the management overlays applied amid COVID- 19 environment with remaining uncertainties and emerging risks.</p> <p>We also assessed whether the financial statement disclosures are adequately and appropriately reflect the Group's and the Bank's exposures to credit risk.</p> <p>We involved our credit modelling specialists and IT specialists in the performance of these procedures where their specific expertise was required.</p>

Information other than the financial statements and auditors' report thereon

The directors of the Bank are responsible for the other information. The other information comprises the Directors' Report, but does not include the financial statements of the Group and of the Bank and our auditors' report thereon.

Our opinion on the financial statements of the Group and of the Bank does not cover the other information and we do not express any form of assurance conclusion thereon.

In connection with our audit of the financial statements of the Group and of the Bank, our responsibility is to read the other information and, in doing so, consider whether the other information is materially inconsistent with the financial statements of the Group and of the Bank or our knowledge obtained in the audit or otherwise appears to be materially misstated.

196501000376 (6175-W)

**Independent auditors' report to the members of
Bank Muamalat Malaysia Berhad (cont'd.)
(Incorporated in Malaysia)**

Information other than the financial statements and auditors' report thereon (cont'd.)

If, based on the work we have performed, we conclude that there is a material misstatement of this other information, we are required to report that fact. We have nothing to report in this regard.

Responsibilities of the directors for the financial statements

The directors of the Bank are responsible for the preparation of financial statements of the Group and of the Bank that give a true and fair view in accordance with Malaysian Financial Reporting Standards, International Financial Reporting Standards and the requirements of the Companies Act 2016 in Malaysia. The directors are also responsible for such internal control as the directors determine is necessary to enable the preparation of financial statements of the Group and of the Bank that are free from material misstatement, whether due to fraud or error.

In preparing the financial statements of the Group and of the Bank, the directors are responsible for assessing the Group's and the Bank's ability to continue as a going concern, disclosing, as applicable, matters related to going concern and using the going concern basis of accounting unless the directors either intend to liquidate the Group or the Bank or to cease operations, or have no realistic alternative but to do so.

Auditors' responsibilities for the audit of the financial statements

Our objectives are to obtain reasonable assurance about whether the financial statements of the Group and of the Bank as a whole are free from material misstatement, whether due to fraud or error, and to issue an auditors' report that includes our opinion. Reasonable assurance is a high level of assurance, but is not a guarantee that an audit conducted in accordance with approved standards on auditing in Malaysia and International Standards on Auditing will always detect a material misstatement when it exists. Misstatements can arise from fraud or error and are considered material if, individually or in the aggregate, they could reasonably be expected to influence the economic decisions of users taken on the basis of these financial statements.

As part of an audit in accordance with approved standards on auditing in Malaysia and International Standards on Auditing, we exercise professional judgement and maintain professional scepticism throughout the audit. We also:

- Identify and assess the risks of material misstatement of the financial statements of the Group and of the Bank, whether due to fraud or error, design and perform audit procedures responsive to those risks, and obtain audit evidence that is sufficient and appropriate to provide a basis for our opinion. The risk of not detecting a material misstatement resulting from fraud is higher than for one resulting from error, as fraud may involve collusion, forgery, intentional omissions, misrepresentations, or the override of internal control.
- Obtain an understanding of internal control relevant to the audit in order to design audit procedures that are appropriate in the circumstances, but not for the purpose of expressing an opinion on the effectiveness of the Group's and of the Bank's internal control.
- Evaluate the appropriateness of accounting policies used and the reasonableness of accounting estimates and related disclosures made by the directors.

196501000376 (6175-W)

**Independent auditors' report to the members of
Bank Muamalat Malaysia Berhad (cont'd.)
(Incorporated in Malaysia)**

Auditors' responsibilities for the audit of the financial statements (cont'd.)

- Conclude on the appropriateness of the directors' use of the going concern basis of accounting and, based on the audit evidence obtained, whether a material uncertainty exists related to events or conditions that may cast significant doubt on the Group's or the Bank's ability to continue as a going concern. If we conclude that a material uncertainty exists, we are required to draw attention in our auditors' report to the related disclosures in the financial statements of the Group and of the Bank or, if such disclosures are inadequate, to modify our opinion. Our conclusions are based on the audit evidence obtained up to the date of our auditors' report. However, future events or conditions may cause the Group or the Bank to cease to continue as a going concern.
- Evaluate the overall presentation, structure and content of the financial statements of the Group and of the Bank, including the disclosures, and whether the financial statements of the Group and of the Bank represent the underlying transactions and events in a manner that achieves fair presentation.
- Obtain sufficient appropriate audit evidence regarding the financial information of the entities or business activities within the Group to express an opinion on the financial statements of the Group. We are responsible for the direction, supervision and performance of the group audit. We remain solely responsible for our audit opinion.


We communicate with the directors regarding, among other matters, the planned scope and timing of the audit and significant audit findings, including any significant deficiencies in internal control that we identify during our audit.

We also provide the directors with a statement that we have complied with relevant ethical requirements regarding independence, and to communicate with them all relationships and other matters that may reasonably be thought to bear on our independence, and where applicable, related safeguards actions taken to eliminate threats or safeguards applied.


From the matters communicated with the directors, we determine those matters that were of most significance in the audit of the financial statements of the Group and of the Bank for the current financial year and are therefore the key audit matter. We describe this matter in our auditors' report unless law or regulation precludes public disclosure about the matter or when, in extremely rare circumstances, we determine that a matter should not be communicated in our report because the adverse consequences of doing so would reasonably be expected to outweigh the public interest benefits of such communication.

Other matters

This report is made solely to the members of the Bank, as a body, in accordance with Section 266 of the Companies Act 2016 in Malaysia and for no other purpose. We do not assume responsibility to any other person for the content of this report.



Ernst & Young PLT
202006000003 (LLP0022760-LCA) & AF 0039
Chartered Accountants



Chan Hooi Lam
No. 02844/02/2024 J
Chartered Accountant

Kuala Lumpur, Malaysia
28 March 2023

Bank Muamalat Malaysia Berhad
(Incorporated in Malaysia)

Consolidated statement of financial position as at 31 December 2022 (07 Jamadil Akhir 1444H)

		31 December 2022 RM'000	Group 31 December 2021 RM'000 (Restated) (Note 53)	1 January 2021 RM'000 (Restated) (Note 53)
	Note			
Assets				
Cash and short-term funds	4 (a)	1,235,454	1,142,291	2,933,172
Cash and placements with financial institutions	4 (b)	21,747	31,184	30,417
Financial investments at fair value through profit or loss ("FVTPL")	5 (i)	182,089	152,891	148,085
Financial investments at fair value through other comprehensive income ("FVOCI")	5 (ii)	5,211,651	5,035,155	3,964,217
Financial investments at amortised cost	5 (iii)	113,589	107,109	105,544
Islamic derivative financial assets	6	4,247	5,437	47,820
Financing of customers	7	24,017,067	20,671,306	18,115,817
Other assets	9	44,691	33,700	113,171
Statutory deposits with Bank Negara Malaysia	10	417,091	130,148	95,255
Investment properties	12	56,564	56,564	55,889
Right-of-use assets ("ROU")	15.1 (d)	35,068	29,423	37,746
Intangible assets	13	110,843	76,671	65,193
Property, plant and equipment	14	47,674	52,008	55,191
Deferred tax assets	16	36,442	42,504	352
Total assets		31,534,217	27,566,391	25,767,869
Liabilities				
Deposits from customers	17	26,320,609	23,113,166	21,501,366
Investment account of customers	18	301,158	216,978	-
Deposits and placements of banks and other financial institutions	19	303,388	291,866	98,346
Bills and acceptances payable	20	20,218	7,755	6,310
Islamic derivative financial liabilities	6	23,111	61,543	167,334
Other liabilities	21	96,123	156,539	88,541
Lease liabilities	15.1 (a)	37,433	31,751	41,641
Provision for zakat and taxation	22	5,803	6,664	4,378
Recourse obligation on financing sold to Cagamas	23	733,174	427,466	444,141
Deferred tax liabilities	16	-	-	11,826
Subordinated sukuk	24	806,596	499,876	250,642
Senior sukuk		-	-	502,692
Total liabilities		28,647,613	24,813,604	23,117,217

The accompanying notes form an integral part of the financial statements.

Bank Muamalat Malaysia Berhad
(Incorporated in Malaysia)

Consolidated statement of financial position as at 31 December 2022 (07 Jamadil Ahir 1444H)
(cont'd.)

		31 December 2022	Group 31 December 2021	1 January 2021
	Note	RM'000	RM'000 (Restated) (Note 53)	RM'000 (Restated) (Note 53)
Shareholders' equity				
Share capital	25	1,195,000	1,195,000	1,195,000
Reserves	26	1,691,604	1,557,787	1,455,652
Total shareholders' equity		2,886,604	2,752,787	2,650,652
Total liabilities and shareholders' equity		31,534,217	27,566,391	25,767,869
Restricted investment accounts	18	79	132	-
Total Islamic banking asset and asset under management		31,534,296	27,566,523	25,767,869
Commitments and contingencies	45	4,781,643	5,291,782	6,917,484
Capital adequacy *	50			
CET 1 and Tier 1 capital ratio		12.529%	13.582%	15.212%
Total capital ratio		17.572%	17.222%	17.681%

* Capital adequacy ratios are computed after taking into account the credit, market and operational risks.

The accompanying notes form an integral part of the financial statements.

Bank Muamalat Malaysia Berhad
(Incorporated in Malaysia)

Statement of financial position as at 31 December 2022 (07 Jamadil Akhir 1444H)

		31 December 2022 RM'000	Bank 31 December 2021 RM'000 (Restated) (Note 53)	1 January 2021 RM'000 (Restated) (Note 53)
	Note			
Assets				
Cash and short-term funds	4 (a)	1,235,454	1,142,291	2,933,172
Cash and placements with financial institutions	4 (b)	21,747	31,184	30,417
Financial investments at fair value through profit or loss ("FVTPL")	5 (i)	179,544	152,891	148,085
Financial investments at fair value through other comprehensive income ("FVOCI")	5 (ii)	5,211,651	5,032,649	3,961,750
Financial investments at amortised cost	5 (iii)	113,589	107,109	105,544
Islamic derivative financial assets	6	4,247	5,437	47,820
Financing of customers	7	24,006,413	20,661,618	18,110,202
Other assets	9	44,193	33,101	112,345
Statutory deposits with Bank Negara Malaysia	10	417,091	130,148	95,255
Investment in subsidiaries	11	13,159	13,159	13,159
Investment properties	12	56,564	56,564	55,889
Intangible assets	13	110,491	76,367	64,977
Right-of-use assets ("ROU")	15.1 (d)	35,068	29,423	31,588
Property, plant and equipment	14	47,622	51,962	55,156
Deferred tax assets	16	36,442	42,504	-
Total assets		31,533,275	27,566,407	25,765,359
Liabilities				
Deposits from customers	17	26,340,353	23,128,717	21,514,158
Investment account of customers	18	301,158	216,978	-
Deposits and placements of banks and other financial institutions	19	303,388	291,866	98,346
Bills and acceptances payable	20	20,218	7,755	6,310
Islamic derivative financial liabilities	6	23,111	61,543	167,334
Other liabilities	21	94,425	155,971	89,073
Lease liabilities	15.1 (a)	37,433	31,751	34,018
Provision for zakat and taxation	22	4,655	6,197	4,280
Recourse obligation on financing sold to Cagamas	23	733,174	427,466	444,141
Deferred tax liabilities	16	-	-	11,826
Subordinated sukuk	24	806,596	499,876	250,642
Senior sukuk		-	-	502,692
Total liabilities		28,664,511	24,828,120	23,122,820

The accompanying notes form an integral part of the financial statements.

Bank Muamalat Malaysia Berhad
(Incorporated in Malaysia)

Statement of financial position as at 31 December 2022 (07 Jamadil Akhir 1444H)

		31 December 2022 RM'000	Bank 31 December 2021 RM'000 (Restated) (Note 53)	1 January 2021 RM'000 (Restated) (Note 53)
	Note			
Shareholders' equity				
Share capital	25	1,195,000	1,195,000	1,195,000
Reserves	26	1,673,764	1,543,287	1,447,539
Total shareholders' equity		2,868,764	2,738,287	2,642,539
Total liabilities and shareholders' equity		31,533,275	27,566,407	25,765,359
Restricted investment accounts	18	79	132	-
Total Islamic banking asset and asset under management		31,533,354	27,566,539	25,765,359
Commitments and contingencies	45	4,781,643	5,291,782	6,917,484
Capital adequacy *	50			
CET 1 and Tier 1 capital ratio		12.415%	13.463%	15.110%
Total capital ratio		17.471%	17.110%	17.583%

* Capital adequacy ratios are computed after taking into account the credit, market and operational risks.

The accompanying notes form an integral part of the financial statements.

Bank Muamalat Malaysia Berhad
(Incorporated in Malaysia)

Statements of profit or loss**For the year ended 31 December 2022 (07 Jamadil Akhir 1444H)**

		Group		Bank	
	Note	2022	2021	2022	2021
		RM'000	RM'000	RM'000	RM'000
			(Restated)		(Restated)
			(Note 53)		(Note 53)
Income derived from investment of depositors' funds and others	27	1,300,612	1,116,514	1,300,612	1,116,514
Income derived from investment of investment account funds	28	11,395	-	11,395	-
Income derived from investment of shareholders' funds	29	27,878	20,716	20,426	9,862
Allowance for impairment on financing	30	(41,010)	(53,944)	(41,010)	(53,944)
(Allowance for)/write-back of impairment losses on financial investments, net	31	(4,371)	296	(4,371)	296
Allowance for impairment losses on other financial assets, net	32	(38)	(394)	(38)	(394)
Other expenses directly attributable to the investment of the depositors and shareholders' funds		(26,602)	(22,726)	(26,602)	(22,726)
Total distributable income		1,267,864	1,060,462	1,260,412	1,049,608
Income attributable to depositors	33	(453,026)	(338,304)	(453,279)	(338,505)
Income attributable to investment account holders		(205)	(22)	(205)	(22)
Total net income		814,633	722,136	806,928	711,081
Personnel expenses	34	(271,632)	(239,569)	(269,377)	(237,450)
Other overheads and expenditures	37	(181,162)	(161,770)	(181,927)	(161,883)
Finance costs	38	(55,114)	(65,929)	(55,114)	(65,587)
Profit before zakat and taxation		306,725	254,868	300,510	246,161
Zakat	39	(2,692)	(6,447)	(2,254)	(6,043)
Taxation	40	(81,255)	(91,070)	(78,818)	(89,154)
Profit for the year		222,778	157,351	219,438	150,964
Earnings per share attributable to shareholders of the Bank (sen) (basic and diluted):	41	18.64	13.17		

The accompanying notes form an integral part of the financial statements.

Bank Muamalat Malaysia Berhad
(Incorporated in Malaysia)

Statements of other comprehensive income
For the year ended 31 December 2022 (07 Jamadil Akhir 1444H)

		Group		Bank	
	Note	2022	2021	2022	2021
		RM'000	RM'000	RM'000	RM'000
			(Restated)		(Restated)
			(Note 53)		(Note 53)
Profit for the year		222,778	157,351	219,438	150,964
Other comprehensive loss:					
Items that may be reclassified subsequently to profit or loss					
Net loss on financial investments at fair value through other comprehensive income		(40,339)	(44,968)	(40,339)	(44,968)
- Net loss on change in fair value		(39,342)	(61,399)	(39,342)	(61,399)
- Changes in expected credit losses	5 (ii)	(60)	35	(60)	35
- Income tax effect	16	1,069	18,407	1,069	18,407
- Realised gain transferred to profit or loss on disposal of debts instruments	27 & 29	(2,006)	(2,011)	(2,006)	(2,011)
Exchange fluctuation reserve		2,417	1,617	2,417	1,617
Items that may not be reclassified subsequently to profit or loss					
Net unrealised loss on equity securities at fair value through other comprehensive income		(51,039)	(11,865)	(51,039)	(11,865)
Other comprehensive loss for the year, net of tax		(88,961)	(55,216)	(88,961)	(55,216)
Total comprehensive income for the year		133,817	102,135	130,477	95,748

The accompanying notes form an integral part of the financial statements.

196501000376 (6175-W)

Bank Muamalat Malaysia Berhad
(Incorporated in Malaysia)

Consolidated statement of changes in equity
For the year ended 31 December 2022 (07 Jamadil Akhir 1444H)

Group	Non-distributable				Distributable	
	Ordinary shares RM'000	Regulatory reserve RM'000	Exchange fluctuation reserve RM'000	Fair value through other comprehensive income reserve RM'000	Retained profits RM'000	Total equity RM'000
At 1 January 2022, as previously stated	1,195,000	28,079	649	(40,014)	1,569,073	2,752,787
Effect of reclassification of financial asset (Note 53)	-	-	-	83,388	(83,388)	-
At 1 January 2022, as restated	1,195,000	28,079	649	43,374	1,485,685	2,752,787
Profit for the year	-	-	-	-	222,778	222,778
Other comprehensive loss for the year	-	-	2,417	(91,378)	-	(88,961)
Total comprehensive income for the year	-	-	2,417	(91,378)	222,778	133,817
Transfer of fair value changes recognised for equity instruments (elected as FVOCI) upon derecognition	-	-	-	46,662	(46,662)	-
Transfer to regulatory reserve	-	66,160	-	-	(66,160)	-
At 31 December 2022	1,195,000	94,239	3,066	(1,342)	1,595,641	2,886,604
At 1 January 2021	1,195,000	45,411	(968)	18,240	1,392,969	2,650,652
Effect of reclassification of financial asset (Note 53)	-	-	-	81,680	(81,680)	-
At 1 January 2021, as restated	1,195,000	45,411	(968)	99,920	1,311,289	2,650,652
Profit for the year	-	-	-	-	157,351	157,351
Other comprehensive loss for the year	-	-	1,617	(56,833)	-	(55,216)
Total comprehensive income for the year	-	-	1,617	(56,833)	157,351	102,135
Transfer of fair value changes recognised for equity instruments (elected as FVOCI) upon derecognition	-	-	-	287	(287)	-
Transfer from regulatory reserve	-	(17,332)	-	-	17,332	-
At 31 December 2021	1,195,000	28,079	649	43,374	1,485,685	2,752,787

The accompanying notes form an integral part of the financial statements.

196501000376 (6175-W)

Bank Muamalat Malaysia Berhad
(Incorporated in Malaysia)

Statement of changes in equity
For the year ended 31 December 2022 (07 Jamadil Akhir 1444H)

	Non-distributable			Distributable		
Bank	Ordinary shares RM'000	Regulatory reserve RM'000	Exchange fluctuation reserve RM'000	Fair value through other comprehensive income reserve RM'000	Retained profits RM'000	Total equity RM'000
At 1 January 2022, as previously stated	1,195,000	28,079	650	(40,014)	1,554,572	2,738,287
Effect of reclassification of financial asset (Note 53)	-	-	-	83,388	(83,388)	-
At 1 January 2022, as restated	1,195,000	28,079	650	43,374	1,471,184	2,738,287
Profit for the year	-	-	-	-	219,438	219,438
Other comprehensive loss for the year	-	-	2,417	(91,378)	-	(88,961)
Total comprehensive income for the year	-	-	2,417	(91,378)	219,438	130,477
Transfer of fair value changes recognised for equity instruments (elected as FVOCI) upon derecognition	-	-	-	46,662	(46,662)	-
Transfer to regulatory reserve	-	66,160	-	-	(66,160)	-
At 31 December 2022	1,195,000	94,239	3,067	(1,342)	1,577,800	2,868,764
At 1 January 2021	1,195,000	45,411	(967)	18,240	1,384,855	2,642,539
Effect of reclassification of financial asset (Note 53)	-	-	-	81,680	(81,680)	-
At 1 January 2021, as restated	1,195,000	45,411	(967)	99,920	1,303,175	2,642,539
Profit for the year	-	-	-	-	150,964	150,964
Other comprehensive loss for the year	-	-	1,617	(56,833)	-	(55,216)
Total comprehensive income for the year	-	-	1,617	(56,833)	150,964	95,748
Transfer of fair value changes recognised for equity instruments (elected as FVOCI) upon derecognition	-	-	-	287	(287)	-
Transfer from regulatory reserve	-	(17,332)	-	-	17,332	-
At 31 December 2021	1,195,000	28,079	650	43,374	1,471,184	2,738,287

The accompanying notes form an integral part of the financial statements.

Bank Muamalat Malaysia Berhad
(Incorporated in Malaysia)

Statements of cash flows

For the year ended 31 December 2022 (07 Jamadil Akhir 1444H)

		Group		Bank	
	Note	2022 RM'000	2021 RM'000 (Restated) (Note 53)	2022 RM'000	2021 RM'000 (Restated) (Note 53)
Cash flows from operating activities					
Profit before zakat and taxation		306,725	254,868	300,510	246,161
Adjustment for:					
(Unwinding of)/fair value gain of financial liabilities	29 (a)	4,690	(19,678)	4,690	(19,678)
Amortisation of intangible assets	37	24,711	20,967	24,678	20,967
Depreciation of property, plant and equipment	37	11,201	12,057	11,183	12,047
Gain from termination of ROU asset	29	(47)	(1,654)	(47)	(55)
Depreciation of right-of-use assets	37	10,736	10,471	10,736	10,056
Amortisation of cost on subordinated sukuk and senior sukuk issued		369	406	369	406
Property, plant and equipment written off	37	38	10	38	10
Intangible assets written off	37	-	216	-	216
Amortisation of premium (net)	27 & 29	47,287	44,095	47,287	44,095
Return/(loss) of a financial investment at fair value through other comprehensive income	29	(10,552)	2,882	(10,552)	2,882
Net gain from sale of financial investments at fair value through other comprehensive income	27 & 29	(2,005)	(2,011)	(2,005)	(2,011)
Net gain from sale of financial investments designated at FVTPL	27 & 29	(36)	(202)	(36)	(202)
Unrealised (gain)/loss on revaluation of financial investment designated at FVTPL	27 & 29	3,387	2,027	3,387	2,027
Net (gain)/loss on revaluation of foreign exchange transaction	29	(27,447)	7,229	(27,447)	7,229
Net loss/(gain) from foreign exchange derivatives	29	20,134	(13,267)	20,134	(13,267)
Unrealised gain on revaluation of Islamic profit rate swap	29	(37,532)	(50,139)	(37,532)	(50,139)

Bank Muamalat Malaysia Berhad
(Incorporated in Malaysia)

Statements of cash flows

For the year ended 31 December 2022 (07 Jamadil Akhir 1444H)(cont'd.)

		Group		Bank	
	Note	2022	2021	2022	2021
		RM'000	RM'000	RM'000	RM'000
			(Restated)		(Restated)
			(Note 53)		(Note 53)
Cash flows from operating activities (cont'd.)					
Unrealised loss on revaluation of hedged items	29	37,940	57,692	37,940	57,692
Allowance for/(write-back of) impairment losses on financial investments, net	31	4,371	(296)	4,371	(296)
Impairment writeback on investment in a subsidiary	31	-	-	-	-
Fair value adjustments of investment properties	29	-	(675)	-	(675)
Net allowance for impairment on financing	30	75,677	76,910	75,677	76,910
Financing written off	30	147	95	147	95
Allowance for impairment on other financial assets, net	32	38	394	38	394
Finance costs	38	55,114	65,929	55,114	65,587
Gross dividend income	29	(39)	(39)	(4,000)	(2,000)
Operating profit before working capital changes		524,907	468,287	514,680	458,451
(Increase)/decrease in operating assets:					
Islamic derivative financial assets		(18,944)	55,651	(18,944)	55,651
Financial investments portfolio		(58,299)	(106,694)	(58,298)	(106,695)
Financing of customers		(3,421,585)	(2,675,370)	(3,420,619)	(2,671,298)
Statutory deposits with Bank Negara Malaysia		(286,942)	(34,893)	(286,942)	(34,893)
Other assets		10,591	16,760	10,490	8,842

Bank Muamalat Malaysia Berhad
(Incorporated in Malaysia)
Statements of cash flows
For the year ended 31 December 2022 (07 Jamadil Akhir 1444H)(cont'd.)

		Group		Bank	
	Note	2022	2021	2022	2021
		RM'000	RM'000	RM'000	RM'000
			(Restated)		(Restated)
			(Note 53)		(Note 53)
Cash flows from operating activities (cont'd.)					
Increase/(decrease) in operating liabilities:					
Deposits from customers		3,207,443	1,611,800	3,211,637	1,614,559
Deposits and placements of banks and other financial institutions		6,831	213,199	6,831	213,199
Investment accounts of customers		84,180	216,978	84,180	216,978
Islamic derivative financial liabilities		(900)	(55,651)	(900)	(55,651)
Bills and acceptances payable		12,463	1,445	12,463	1,445
Other liabilities		(44,064)	32,929	(45,197)	39,615
Cash generated from/(used in) operations		15,681	(255,559)	9,381	(259,797)
Finance cost on lease liabilities paid	38	(1,925)	(2,081)	(1,925)	(1,739)
Zakat paid		(4,163)	(4,212)	(3,796)	(4,126)
Tax paid		(81,611)	(34,931)	(79,783)	(33,419)
Net cash used in from operating activities		(72,018)	(296,783)	(76,123)	(299,081)
Cash flows from investing activities					
Proceeds from disposal of investment in securities		2,085,380	2,575,422	2,085,380	2,575,422
Purchase of financial investment in securities		(2,412,089)	(3,682,588)	(2,412,050)	(3,682,549)
Purchase of property, plant and equipment	14	(6,919)	(8,884)	(6,895)	(8,863)
Net cash used in from investing activities		(392,472)	(1,148,672)	(388,367)	(1,146,563)

Bank Muamalat Malaysia Berhad
(Incorporated in Malaysia)

Statements of cash flows

For the year ended 31 December 2022 (07 Jamadil Akhir 1444H)(cont'd.)

		Group		Bank	
	Note	2022 RM'000	2021 RM'000 (Restated) (Note 53)	2022 RM'000	2021 RM'000 (Restated) (Note 53)
Cash flows from financing activities					
Dividend paid on Islamic subordinated sukuk		(22,500)	(46,000)	(22,500)	(46,000)
Redemption of subordinated bonds		-	(750,000)	-	(750,000)
Payment of lease liabilities		(10,654)	(10,272)	(10,654)	(10,083)
Additional issuance of subordinated sukuk		299,181	498,573	299,181	498,573
Proceed from recourse obligation on financing sold to Cagamas		750,000	-	750,000	-
Payment of principal for recourse obligation on financing sold to Cagamas		(444,751)	(16,667)	(444,751)	(16,667)
Payment of finance cost for recourse obligation on financing sold to Cagamas		(23,060)	(20,293)	(23,060)	(20,293)
Net cash generated from/(used in) financing activities		548,216	(344,659)	548,216	(344,470)
Net increase/(decrease) in cash and cash equivalents		83,726	(1,790,114)	83,726	(1,790,114)
Cash and cash equivalents at beginning of year		1,173,475	2,963,589	1,173,475	2,963,589
Cash and cash equivalents at end of year		1,257,201	1,173,475	1,257,201	1,173,475
Cash and cash equivalents consist of:					
Cash and short term funds	4 (a)	1,235,454	1,142,291	1,235,454	1,142,291
Cash and placements with financial institutions	4 (b)	21,747	31,184	21,747	31,184
		1,257,201	1,173,475	1,257,201	1,173,475

Bank Muamalat Malaysia Berhad
(Incorporated in Malaysia)

Statements of cash flows

For the year ended 31 December 2022 (07 Jamadil Akhir 1444H)(cont'd.)

(a) Reconciliation of liabilities arising from financing activities:

The table below details changes in the Group's and the Bank's liabilities arising from financing activities, including both cash and non-cash changes. Liabilities arising from financing activities are those for which cash flows were, or future cash flows will be, classified in the Group's statement of cash flows as cash flows from financing activities.

Group and Bank

	Sukuk		Recourse obligation on financing sold to Cagamas	
	2022	2021	2022	2021
	RM'000	RM'000	RM'000	RM'000
At 1 January 2022 / 2021	499,876	753,334	427,466	444,141
Net changes from financing cash flows:				
Dividend paid on Islamic subordinated sukuk	(22,500)	(46,000)	-	-
Redemption of subordinated sukuk	-	(750,000)	-	-
Additional issuance of subordinated sukuk	299,181	498,573	-	-
Proceed from recourse obligation on financing sold to Cagamas	-	-	750,000	-
Payment of principal for recourse obligation on financing sold to Cagamas	-	-	(444,751)	(16,667)
Payment of finance cost for recourse obligation on financing sold to Cagamas	-	-	(23,060)	(20,293)
	776,557	455,907	709,655	407,181
Other changes:				
Amortisation of cost on sukuk issued	370	406	-	-
Finance cost	29,669	43,563	23,519	20,285
At end of the financial year	806,596	499,876	733,174	427,466

Bank Muamalat Malaysia Berhad
(Incorporated in Malaysia)

Statements of cash flows

For the year ended 31 December 2022 (07 Jamadil Akhir 1444H) (cont'd.)

(a) Reconciliation of liabilities arising from financing activities: (cont'd.)

	Lease Liabilities			
	Group		Bank	
	2022	2021	2022	2021
	RM'000	RM'000	RM'000	RM'000
At 1 January 2022 / 2021	31,751	41,641	31,751	34,018
Net changes from financing cash flows:				
Payments for the profit portion of lease liabilities	(1,925)	(2,081)	(1,925)	(1,739)
Payments for the principal portion of lease liabilities	(10,654)	(10,272)	(10,654)	(10,083)
	19,172	29,288	19,172	22,196
Other changes:				
Finance cost	1,925	2,081	1,925	1,739
Lease modification	7,365	7,011	7,365	7,103
Currency translation	1	2	1	2
Termination	(465)	(8,452)	(465)	(1,110)
Additions	9,435	1,821	9,435	1,821
At end of the financial year	37,433	31,751	37,433	31,751

The accompanying notes form an integral part of the financial statements.

**Bank Muamalat Malaysia Berhad
(Incorporated in Malaysia)**

Notes to the financial statements - 31 December 2022 (07 Jamadil Akhir 1444H)

1. Corporate information

Bank Muamalat Malaysia Berhad ("the Bank") is principally engaged in all aspects of Islamic banking business and related financial services in accordance with Shariah principles.

The principal activities of the subsidiaries are as disclosed in Note 11.

There have been no significant changes in the nature of these activities during the financial year.

The Bank is a licensed Islamic Bank under the Islamic Financial Services Act, 2013 ("IFSA"), incorporated and domiciled in Malaysia. The registered office of the Bank is located at 30th Floor, Menara Bumiputra, Jalan Melaka, 50100 Kuala Lumpur.

The holding and ultimate holding companies of the Bank are DRB-HICOM Berhad and Etika Strategi Sdn. Bhd. respectively, both of which are incorporated in Malaysia. DRB-HICOM Berhad, is a public limited liability company listed on the Main Market of Bursa Malaysia Securities Berhad. DRB-HICOM Berhad holds 70% of the Bank's shares, whilst the remaining 30% is held by Khazanah Nasional Berhad.

The financial statements were authorised for issuance by the Board of Directors in accordance with a resolution of the Board of Directors on 28 March 2023.

2. Significant accounting policies

2.1 Basis of preparation

The financial statements of the Bank and its subsidiaries ("the Group") have been prepared in accordance with the Malaysian Financial Reporting Standards ("MFRS"), International Financial Reporting Standards ("IFRS"), and the requirements of the Companies Act, 2016 in Malaysia.

The financial statements are presented in Ringgit Malaysia ("RM") and rounded to the nearest thousand ("RM'000") except when otherwise indicated.

**Bank Muamalat Malaysia Berhad
(Incorporated in Malaysia)**

Notes to the financial statements - 31 December 2022 (07 Jamadil Akhir 1444H)

2. Significant accounting policies (cont'd.)

2.1 Basis of preparation (cont'd.)

The financial statements of the Group and of the Bank are prepared under the historical cost basis, unless otherwise indicated in the respective accounting policies highlighted in the following pages.

The Group and the Bank present the statements of financial position in order of liquidity.

2.2 Basis of consolidation

The consolidated financial statements comprise the financial statements of the Bank and its subsidiaries as at 31 December 2022.

The financial statements of the Bank's subsidiaries are prepared for the same reporting date as the Bank, using consistent accounting policies to classify transactions and events in similar circumstances. Subsidiaries are consolidated from the date of acquisition, being the date on which the Bank obtains control and continue to be consolidated until the date that such control effectively ceases. Control is achieved where the Group has the power to govern the financial and operating policies of an entity so as to obtain benefits from its activities. The Group controls an investee, if and only if, the Group has the following three (3) elements of control:

- Power over the investee (i.e. existing rights that give it the current ability to direct the relevant activities of the investee);
- Exposure, or rights, to variable returns from its involvement with the investee; and
- The ability to use its power over the investee to affect its returns.

The Group reassesses whether or not it controls an investee if facts and circumstances indicate that there are changes to one or more of the three (3) elements of control.

Generally, there is a presumption that majority of voting rights result in control. To support this presumption, and when the Group has less than a majority of the voting or similar rights of an investee, the Group considers all relevant facts and circumstances in assessing whether it has power over an investee, including:

- Contractual arrangement with the other vote holders of the investee;
- Rights arising from other contractual arrangements; and
- The Group's voting rights and potential voting rights.

All intra-group balances, income and expenses and unrealised gains and losses resulting from intra-group transactions are eliminated in full.

**Bank Muamalat Malaysia Berhad
(Incorporated in Malaysia)**

Notes to the financial statements - 31 December 2022 (07 Jamadil Akhir 1444H)

2. Significant accounting policies (cont'd.)

2.2 Basis of consolidation (cont'd.)

A change in the ownership interest of a subsidiary, without loss of control, is accounted for as an equity transaction. If the Group loses control over a subsidiary, it:

- Derecognises the assets (including goodwill) and liabilities of the subsidiary at their carrying amounts;
- Derecognises the carrying amount of any non-controlling interest in the former subsidiary;
- Derecognises the cumulative foreign exchange translation differences recorded in equity;
- Recognises the fair value of the consideration received;
- Recognises the fair value of any investment retained in the former subsidiary;
- Recognises any surplus or deficit in the statement of profit or loss; and
- Reclassifies the parent's share of components previously recognised in other comprehensive income to statement of profit or loss or retained earnings, if required in accordance with other MFRSs.

All of the above will be accounted for on the date when control is lost.

2.3 Summary of significant accounting policies

(a) Investment in subsidiaries

Subsidiaries are entities over which the Group has the ability to control the financial and operating policies so as to obtain benefits from their activities. The existence and effect of potential voting rights that are currently exercisable or convertible are considered when assessing whether the Group has such power over another entity.

In the Bank's separate financial statements, investments in subsidiaries are stated at cost less impairment losses. On disposal of such investments, the difference between net disposal proceeds and their carrying amounts is recognised in statement of profit or loss.

**Bank Muamalat Malaysia Berhad
(Incorporated in Malaysia)**

Notes to the financial statements - 31 December 2022 (07 Jamadil Akhir 1444H)

2. Significant accounting policies (cont'd.)

2.3 Summary of significant accounting policies (cont'd.)

(b) Financial assets

(i) Initial recognition and subsequent measurement

The Group and the Bank classify all of its financial assets based on the business model for managing the assets and the assets' contractual cash flow characteristics. All financial assets are recognised initially at fair value plus directly attributable transaction costs, except in the case of financial assets recorded at fair value through profit or loss.

The categories of financial assets under MFRS 9 *Financial Instruments* are as follows:

- Amortised cost;
- Fair value through other comprehensive income ("FVOCI"); and
- Fair value through profit or loss ("FVTPL").

(1) Financial assets at amortised cost

The Group and the Bank measure financial assets at amortised cost if both of the following conditions are met:

- The contractual terms of the financial asset give rise on specified dates to cash flows that are solely payments of principal and profit ("SPPP") on the principal amount outstanding; and
- The financial asset is held within a business model with the objective to hold financial assets in order to collect contractual cash flows.

The details of these conditions are outlined below:

(i) The SPPP test

As a first step of its classification process, the Group and the Bank assess the contractual terms of financial assets to identify whether they meet the SPPP test.

**Bank Muamalat Malaysia Berhad
(Incorporated in Malaysia)**

Notes to the financial statements - 31 December 2022 (07 Jamadil Akhir 1444H)

2. Significant accounting policies (cont'd.)

2.3 Summary of significant accounting policies (cont'd.)

(b) Financial assets (cont'd.)

(i) Initial recognition and subsequent measurement (cont'd.)

(1) Financial assets at amortised cost (cont'd.)

(i) The SPPP test (cont'd.)

'Principal' for the purpose of this test is defined as the fair value of the financial asset at initial recognition and may change over the life of the financial asset (for example, if there were payments of principal or amortisation of the premium/discount).

The most significant elements of profit within a financing arrangement are typically the consideration for the time value of money and credit risk. To make the SPPP assessment, the Group and the Bank apply judgement and consider relevant factors such as the currency in which the financial asset is denominated, and the period for which the profit rate is set.

In contrast, contractual terms that introduce a more than *de minimis* exposure to risks or volatility in the contractual cash flows that are unrelated to a basic financing arrangement do not give rise to contractual cash flows that are solely payments of principal and profit on the amount outstanding. In such cases, the financial asset is required to be measured at FVTPL.

(ii) Business model assessment

The Group and the Bank determine its business model at the level that best reflects how groups of financial assets are managed to achieve its business objective.

The Group's and the Bank's business model is not assessed on an instrument-by-instrument basis, but at a higher level of aggregated portfolios and is based on observable factors such as:

**Bank Muamalat Malaysia Berhad
(Incorporated in Malaysia)**

Notes to the financial statements - 31 December 2022 (07 Jamadil Akhir 1444H)

2. Significant accounting policies (cont'd.)

2.3 Summary of significant accounting policies (cont'd.)

(b) Financial assets (cont'd.)

(i) Initial recognition and subsequent measurement (cont'd.)

(1) Financial assets at amortised cost (cont'd.)

The details of these conditions are outlined below: (cont'd.)

(ii) Business model assessment (cont'd.)

- The way the performance of the business model and the financial assets held within that business model are evaluated and reported to the key management personnel.
- The risks that affect the performance of the business model (and the financial assets held within that business model) and, in particular, the way those risks are managed.
- The way the managers of the business are compensated (for example, whether the compensation is based on the fair value of the assets managed or on the contractual cash flows collected).
- The expected frequency, value and timing of sales which are also important aspects of the Group's and the Bank's assessment.
- The business model assessment is based on reasonably expected scenarios without taking 'worst case' or 'stress case' scenarios into account. If cash flows after initial recognition are realised in a way that is different from the Group's and the Bank's original expectations, the Group and the Bank do not change the classification of the remaining financial assets held in that business model, but incorporate such information when assessing newly originated or newly purchased financial assets going forward.

Included in financial assets at amortised cost are cash and short-term funds, cash and placements with financial institutions, financial investments, financing of customers, statutory deposits and a portion of other assets as disclosed in the respective notes to the financial statements.

**Bank Muamalat Malaysia Berhad
(Incorporated in Malaysia)**

Notes to the financial statements - 31 December 2022 (07 Jamadil Akhir 1444H)

2. Significant accounting policies (cont'd.)

2.3 Summary of significant accounting policies (cont'd.)

(b) Financial assets (cont'd.)

(i) Initial recognition and subsequent measurement (cont'd.)

(2) Financial assets at fair value through other comprehensive income ("FVOCI")

The Group and the Bank apply the new category under MFRS 9 *Financial Instruments* of debt instruments measured at FVOCI when both of the following conditions are met:

- The contractual terms of the financial assets meet the SPPP test; and
- The instrument is held within a business model, the objective of which is achieved by both collecting contractual cash flows and selling financial assets.

Financial assets at FVOCI are subsequently measured at fair value with gains and losses arising due to changes in fair value recognised in the Other Comprehensive Income ("OCI"). Profit income and foreign exchange gains and losses are recognised in profit or loss in the same manner as for financial assets measured at amortised cost. Where the Group and the Bank hold more than one investment in the same security, they are deemed to be disposed off on a first-in-first-out basis. Upon derecognition, cumulative gains or losses previously recognised in OCI are reclassified from OCI to profit or loss.

Equity instruments are normally measured at FVTPL. However, for non-traded equity instruments, with an irrevocable option at inception, the Group and the Bank measure the changes through FVOCI (without recycling profit or loss upon derecognition).

Included in financial assets at FVOCI are certain equity and debt instruments.

**Bank Muamalat Malaysia Berhad
(Incorporated in Malaysia)**

Notes to the financial statements - 31 December 2022 (07 Jamadil Akhir 1444H)

2. Significant accounting policies (cont'd.)

2.3 Summary of significant accounting policies (cont'd.)

(b) Financial assets (cont'd.)

(i) Initial recognition and subsequent measurement (cont'd.)

(3) Financial assets at fair value through profit or loss (“FVTPL”)

Financial assets at FVTPL are those that are held-for-trading and have been either designated by the Group and the Bank upon initial recognition or are mandatorily required to be measured at fair value under MFRS 9 *Financial Instruments*.

The Group and the Bank designate an instrument at FVTPL upon initial recognition when one of the following criteria is met. Such designation is determined on an instrument-by-instrument basis:

- The designation eliminates or significantly reduces the inconsistent treatment that would otherwise arise from measuring the assets or liabilities or recognising gains or losses on them on a different basis; or
- The assets and liabilities are part of a group of financial assets, financial liabilities or both, which are managed and their performance evaluated on a fair value basis, in accordance with a documented risk management or investment strategy.

Included in financial assets at FVTPL are financial investments, financial assets designated upon initial recognition, financing of customers and derivatives.

Subsequent to initial recognition, financial assets held-for-trading and financial assets designated at FVTPL are recorded in the statement of financial position at fair value. Changes in fair value are recognised in the profit or loss under the caption of ‘other operating income’.

(ii) Reclassifications

Reclassifications of financial assets are made when, and only when, the business model for those assets changes. Such changes are expected to be infrequent and arise as a result of significant external or internal changes such as the termination of a line of business or management buy-over.

**Bank Muamalat Malaysia Berhad
(Incorporated in Malaysia)**

Notes to the financial statements - 31 December 2022 (07 Jamadil Akhir 1444H)

2. Significant accounting policies (cont'd.)

2.3 Summary of significant accounting policies (cont'd.)

(b) Financial assets (cont'd.)

(iii) Derecognition

A financial asset is derecognised when:

- The rights to receive cash flows from asset have expired.
- The Group and the Bank have transferred their rights to receive cash flows from the asset or have assumed an obligation to pay the received cash flows in full without material delay to a third party under a "pass through" arrangement; and either:
 - The Group and the Bank have transferred substantially all the risks and rewards of the asset; or
 - The Group and the Bank have neither transferred nor retained substantially all the risks and rewards of the assets, but has transferred control of the financial asset.

When the Group and the Bank have transferred their rights to receive cash flows from a financial asset or have entered into a pass through arrangement, and have neither transferred nor retained substantially all the risks and rewards of the asset nor transferred control of the financial asset, the financial asset is recognised to the extent of the Group's and the Bank's continuing involvement in the financial asset. In that case, the Group and the Bank also recognise an associated liability. The transferred asset and associated liability are measured on a basis that reflects the rights and obligations that the Group and the Bank have retained.

(iv) Impairment of financial assets

The MFRS 9 *Financial Instruments* impairment requirements are based on an Expected Credit Loss ("ECL") model. The ECL model applies to financial assets measured at amortised cost or at FVOCI (with recycling to profit or loss), irrevocable financing commitments and financial guarantee contracts, and financing of customers and debt instruments held by the Group and the Bank. The ECL model also applies to contract assets under MFRS 15 *Revenue from Contracts with Customers* and lease receivables under MFRS 117 *Leases*.

Bank Muamalat Malaysia Berhad
(Incorporated in Malaysia)

Notes to the financial statements - 31 December 2022 (07 Jamadil Akhir 1444H)

2. Significant accounting policies (cont'd.)

2.3 Summary of significant accounting policies (cont'd.)

(b) Financial assets (cont'd.)

(iv) Impairment of financial assets (cont'd.)

The measurement of ECL involves increased complexity and judgement that include:

(1) Determining a significant increase in credit risk since initial recognition

The assessment of significant deterioration since initial recognition is critical in establishing the point of switching between the requirement to measure an allowance based on 12-month ECL and one that is based on lifetime ECL. The quantitative and qualitative assessments are required to estimate the significant increase in credit risk by comparing the risk of a default occurring on the financial assets as at reporting date with the risk of default occurring on the financial assets as at the date of initial recognition.

The Group and the Bank apply a 3-stage approach based on the change in credit quality since initial recognition:

3-Stage Approach	Stage 1	Stage 2	Stage 3
	Performing	Under-performing	Non-performing
ECL Approach	12-month ECL	Lifetime ECL	Lifetime ECL
Criterion	No significant increase in credit risk	Credit risk increased significantly	Credit-impaired assets
Recognition of profit income	On gross carrying amount	On gross carrying amount	On net carrying amount

**Bank Muamalat Malaysia Berhad
(Incorporated in Malaysia)**

Notes to the financial statements - 31 December 2022 (07 Jamadil Akhir 1444H)

2. Significant accounting policies (cont'd.)

2.3 Summary of significant accounting policies (cont'd.)

(b) Financial assets (cont'd.)

(iv) Impairment of financial assets (cont'd.)

(2) ECL Measurement

There are three (3) main components to measure ECL, which include: (i) probability of default ("PD") model; (ii) loss given default ("LGD") model; and (iii) exposure at default ("EAD") model.

MFRS 9 *Financial Instruments* does not distinguish between individual assessment and collective assessment. Therefore, the Group and the Bank have decided to continue to measure the impairment mainly on an individual transaction basis for financial assets that are deemed to be individually significant.

(3) Expected life

Lifetime ECL must be measured over the expected life of the financial asset. This is restricted to the maximum contractual life and takes into account expected prepayment, extension, call and similar options, except for certain revolving financial instruments such as overdraft. The expected life for these revolving facilities generally refers to their behavioural life.

(4) Forward looking information

ECL are the unbiased probability-weighted credit losses determined by evaluating a range of possible outcomes and considering future economic conditions. The reasonable and supportable forward looking information is based on the collation of macroeconomic data obtained from various external sources, such as, but not limited to regulators, government and foreign ministries as well as independent research organisations.

Where applicable, the Bank incorporates forward-looking adjustments in credit risk factors of PD and LGD used in the ECL calculation; taking into account the impact of multiple probability-weighted future forecast economic scenarios.

Embedded in ECL is a broad range of forward-looking information as economic inputs, such as:

**Bank Muamalat Malaysia Berhad
(Incorporated in Malaysia)**

Notes to the financial statements - 31 December 2022 (07 Jamadil Akhir 1444H)

2. Significant accounting policies (cont'd.)

2.3 Summary of significant accounting policies (cont'd.)

(b) Financial assets (cont'd.)

(iv) Impairment of financial assets (cont'd.)

(4) Forward looking information (cont'd.)

- Consumer Price Index;
- Unemployment rates;
- House Price Indices; and
- Overnight Policy Rate.

The Bank applies the following three (3) alternative macroeconomic scenarios to reflect an unbiased probability-weighted range of possible future outcomes in estimating ECL:

Base scenario: This scenario reflects that current macroeconomic conditions continue to prevail; and

Upside and Downside scenarios: These scenarios are set relative to the base scenario, reflecting best and worst-case macroeconomic conditions based on subject matter expert's best judgement from current economic conditions.

(5) Financial investments at FVOCI

The ECL for financial investments measured at FVOCI does not reduce the carrying amount of these financial assets in the statement of financial position, which remains at fair value. Instead, an amount equal to the allowance that would arise if the assets were measured at amortised cost is recognised in OCI as an accumulated impairment amount, with a corresponding charge to profit or loss. The accumulated loss recognised in OCI is recycled to the profit and loss upon derecognition of the assets.

(6) Valuation of collateral held as security for financial assets

The amount and type of collateral required depends on assessment of credit risk of the counterparty. Guidelines are implemented regarding the acceptability of types and collateral and valuation parameters.

The main types of collateral obtained by the Group and the Bank are as follows:

- For home financing - mortgages over residential properties;

**Bank Muamalat Malaysia Berhad
(Incorporated in Malaysia)**

Notes to the financial statements - 31 December 2022 (07 Jamadil Akhir 1444H)

2. Significant accounting policies (cont'd.)

2.3 Summary of significant accounting policies (cont'd.)

(b) Financial assets (cont'd.)

(iv) Impairment of financial assets (cont'd.)

(6) Valuation of collateral held as security for financial assets (cont'd.)

- For syndicated financing - charges over the properties being financed;
- For vehicle financing - charges over the vehicles financed; and
- For other financing - charges over business assets such as premises, inventories, trade receivables or deposits.

(7) Impairment process – written-off accounts

Where a financing is uncollectible, it is written-off against the related allowances for impairment. Such financing are written-off after the necessary procedures have been completed and the amount of the loss has been determined. Subsequent recoveries of the amounts previously written-off are recognised in the statements of profit or loss.

(8) Impairment of other financial assets

The Group and the Bank apply the MFRS 9 *Financial Instruments* simplified approach to measure expected credit losses, which uses a lifetime expected loss allowance for other financial assets. The simplified approach excludes tracking of changes in credit risk.

(v) Determination of fair value

For financial instruments measured at fair value, the fair value is determined by reference to quoted market prices or by using valuation models. For financial instruments with observable market prices, which are traded in active markets, the fair values are based on their quoted market price or dealer price quotations.

For all other financial instruments, fair value is determined using appropriate valuation techniques. In such cases, the fair values are estimated using discounted cash flow models and option pricing models, and based on observable data in respect of similar financial instruments and using inputs (such as yield curves) existing as at reporting date. The Bank generally uses widely recognised valuation models with market observable inputs for the determination of fair values, due to the low complexity of financial instruments held; with exception to investment in private equity funds.

**Bank Muamalat Malaysia Berhad
(Incorporated in Malaysia)**

Notes to the financial statements - 31 December 2022 (07 Jamadil Akhir 1444H)

2. Significant accounting policies (cont'd.)

2.3 Summary of significant accounting policies (cont'd.)

(c) Financial liabilities

(i) Date of recognition

All financial liabilities are initially recognised on the trade date, i.e. the date that the Group and the Bank become a party to the contractual provision of the instruments.

(ii) Initial recognition and subsequent measurement

Financial liabilities are classified according to the substance of the contractual arrangements entered into and the definitions of a financial liability.

Financial liabilities are classified as either financial liabilities at FVTPL or at amortised cost.

(1) Financial liabilities at FVTPL

Financial liabilities at FVTPL include financial liabilities held-for-trading and financial liabilities designated upon initial recognition as at FVTPL.

Financial liabilities held-for-trading include derivatives entered into by the Group and the Bank that do not meet the hedge accounting criteria. Derivative liabilities are initially and subsequently measured at fair value, with any resultant gains or losses recognised in statements of profit or loss. Net gains or losses on derivatives include exchange differences.

(2) Financial liabilities at amortised cost

The Group's and the Bank's financial liabilities at amortised cost include deposits from customers, deposits and placements of banks and other financial institutions, debt securities, payables, bills and acceptances payable, recourse obligation on financing sold to Cagamas and other liabilities.

(a) Deposits from customers, and deposits and placements of banks and other financial institutions

Deposits from customers, and deposits and placements of banks and other financial institutions are stated at placement values.

**Bank Muamalat Malaysia Berhad
(Incorporated in Malaysia)**

Notes to the financial statements - 31 December 2022 (07 Jamadil Akhir 1444H)

2. Significant accounting policies (cont'd.)

2.3 Summary of significant accounting policies (cont'd.)

(c) Financial liabilities (cont'd.)

(ii) Initial recognition and subsequent measurement (cont'd.)

(2) Financial liabilities at amortised cost (cont'd.)

(b) Islamic debt securities

Issued Islamic debt securities are classified as financial liabilities or equity in accordance with the substance of the contractual terms of the instruments. The Group's and the Bank's debt securities consist of subordinated sukuk and senior sukuk.

These Islamic debt securities are classified as liabilities in the statement of financial position as there is a contractual obligation by the Group and the Bank to make cash payments of either principal or profit or both to holders of the debt securities and that the Group and the Bank are contractually obliged to settle the financial instrument in cash or another financial instrument.

Subsequent to initial recognition, all issued Islamic debt securities are recognised at amortised cost, with any difference between proceeds net of transaction costs and the redemption value being recognised in the statement of profit or loss over the period of the financing on an effective profit rate method.

(c) Payables

Payables are recognised initially at fair value plus directly attributable transaction costs and subsequently measured at amortised cost using the effective profit rate method.

(d) Bills and acceptances payable

Bills and acceptances are recognised at amortised cost using effective profit rate method. Payables represent the Group's and the Bank's own bills and acceptances rediscounted and outstanding in the market.

**Bank Muamalat Malaysia Berhad
(Incorporated in Malaysia)**

Notes to the financial statements - 31 December 2022 (07 Jamadil Akhir 1444H)

2. Significant accounting policies (cont'd.)

2.3 Summary of significant accounting policies (cont'd.)

(c) Financial liabilities (cont'd.)

(ii) Initial recognition and subsequent measurement (cont'd.)

(2) Financial liabilities at amortised cost (cont'd.)

(e) Other liabilities

Other liabilities are stated at cost, which is the fair value of the consideration expected to be paid in the future for goods and services received.

(f) Recourse obligation on financing sold to Cagamas

Recourse obligations on financing sold to Cagamas are recognised initially at fair value, net of transaction costs incurred, and subsequently measured at amortised cost using the effective profit method.

(iii) Derecognition

A financial liability is derecognised when the obligation under the liability is redeemed or otherwise extinguished. When an existing financial liability is replaced by another from the same lender on substantially different terms, or the terms of an existing liability are substantially modified, such an exchange or modification is treated as a derecognition of the original liability and the recognition of a new liability, and the difference in the respective carrying amounts is recognised in the statements of profit or loss.

(d) Derivative instruments and hedge accounting

(i) Derivative instruments

The Group and the Bank use derivatives such as profit rate swap and forward foreign exchange contracts.

**Bank Muamalat Malaysia Berhad
(Incorporated in Malaysia)**

Notes to the financial statements - 31 December 2022 (07 Jamadil Akhir 1444H)

2. Significant accounting policies (cont'd.)

2.3 Summary of significant accounting policies (cont'd.)

(d) Derivative instruments and hedge accounting (cont'd.)

(i) Derivative instruments (cont'd.)

Derivative instruments are initially recognised at fair value, which is normally zero or negligible at inception for non-option derivatives and equivalent to the market premium paid or received for purchased or written options. The derivatives are subsequently re-measured at their fair value. Fair values are obtained from quoted market prices in active markets, including recent market transactions and valuation techniques that include discounted cash flow models and option pricing models, as appropriate.

All derivative financial instruments are measured at fair value and are carried as assets when the fair value is positive and as liabilities when the fair value is negative. Any gains or losses arising from changes in the fair value of the derivatives are recognised in the statements of profit or loss unless these form part of a hedging relationship.

(ii) Hedge accounting

The Group and the Bank have elected an accounting policy choice under MFRS 9 *Financial Instruments* to continue to apply the hedge accounting requirements under MFRS 139 *Financial Instrument Recognition and Measurement* on the adoption of MFRS 9 *Financial Instruments* on 1 April 2018.

The Group and the Bank use derivative instruments to manage exposures to profit rate and foreign currency risks. In order to manage particular risks, the Group and the Bank apply hedge accounting for transactions which meet specified criteria.

At the inception of the hedge relationship, the Group and the Bank formally document the relationship between the hedged item and the hedging instrument, including the nature of the risk, the objective and strategy for undertaking the hedge, and the method that will be used to assess the effectiveness of the hedging relationship.

(1) Fair value hedge

Where a derivative financial instrument hedges the changes in fair value of a recognised asset or liability, any gain or loss on the hedging instrument is recognised in the statements of profit or loss. The hedged item is also stated at fair value in respect of the risk being hedged, with any gain or loss being recognised in the statements of profit or loss.

**Bank Muamalat Malaysia Berhad
(Incorporated in Malaysia)**

Notes to the financial statements - 31 December 2022 (07 Jamadil Akhir 1444H)

2. Significant accounting policies (cont'd.)

2.3 Summary of significant accounting policies (cont'd.)

(d) Derivative instruments and hedge accounting (cont'd.)

(ii) Hedge accounting (cont'd.)

(1) Fair value hedge (cont'd.)

If the hedging instrument expires or is sold, terminated or exercised or where the hedge no longer meets the criteria for hedge accounting, the hedge relationship is terminated. For hedged items recorded at amortised cost, the difference between the carrying value of the hedged item on termination and the face value is amortised over the remaining term of the original hedge using the effective profit rate. If the hedged item is derecognised, the unamortised fair value adjustment is recognised immediately in the statements of profit or loss.

(2) Cash flow hedge

For designated and qualifying cash flow hedges, the effective portion of the gain or loss on the hedging instrument is initially recognised directly in other comprehensive income into cash flow hedge reserve. The ineffective portion of the gain or loss on the hedging instrument is recognised immediately in statements of profit or loss. When the hedged cash flow affects the statements of profit or loss, the gain or loss on the hedging instrument previously recognised in other comprehensive income are reclassified from equity and is recorded in the corresponding income or expense line of the statements of profit or loss.

When a hedging instrument expires, or is sold, terminated, exercised or when a hedge no longer meets the criteria for hedge accounting, any cumulative gain or loss exist in other comprehensive income at that time remains in other comprehensive income and is recognised when the hedged forecast transaction is ultimately recognised in the statements of profit or loss.

When a forecast transaction is no longer expected to occur, the cumulative gain or loss that was reported in other comprehensive income is immediately transferred to the statements of profit or loss.

The Group and the Bank did not apply cash flow hedge as at the financial year end.

**Bank Muamalat Malaysia Berhad
(Incorporated in Malaysia)**

Notes to the financial statements - 31 December 2022 (07 Jamadil Akhir 1444H)

2. Significant accounting policies (cont'd.)

2.3 Summary of significant accounting policies (cont'd.)

(e) Foreclosed properties

Foreclosed properties are those properties acquired in full or partial satisfaction of financing and are stated at the lower of cost and net realisable value and reported within other assets.

(f) Investment properties

Investment properties, comprising principally land and shop lots, are held for long term rental yields or for capital appreciation or both, and are not occupied by the Group and the Bank.

Investment properties are measured initially at cost, including transaction costs. Subsequent to initial recognition, investment properties are stated at fair value, representing open-market value determined annually by registered independent valuer having appropriate recognised professional qualification. Fair value is based on active market prices, adjusted, if necessary, for any difference in the nature, location or condition of the specific asset. If this information is not available, the Group and the Bank use alternative valuation methods such as recent prices of less active markets or discounted cash flow projections. Changes in fair values are recorded in statement of profit or loss in the year in which they arise.

On disposal of an investment property, or when it is permanently withdrawn from use or no future economic benefits are expected from its disposal, it shall be derecognised. The difference between the net disposal proceeds and the carrying amount is recognised in statement of profit or loss in the period of the retirement or upon disposal.

(g) Intangible assets

Intangible assets include computer software and software under development.

An intangible asset is recognised only when its cost can be measured reliably and it is probable that the expected future economic benefits that are attributable to it will flow to the Group and the Bank. Intangible assets acquired separately are measured on initial recognition at cost. The cost of intangible assets acquired in a business combination is their fair value as at the date of acquisition. Following initial recognition, intangible assets are carried at cost less any accumulated amortisation and any accumulated impairment losses, except for software under development which are not subject to amortisation.

**Bank Muamalat Malaysia Berhad
(Incorporated in Malaysia)**

Notes to the financial statements - 31 December 2022 (07 Jamadil Akhir 1444H)

2. Significant accounting policies (cont'd.)

2.3 Summary of significant accounting policies (cont'd.)

(g) Intangible assets (cont'd.)

The useful lives of intangible assets are assessed as either finite or infinite. Intangible assets with finite lives are amortised over the useful economic life. Intangibles with finite lives or not yet available for use are assessed for impairment whenever there is an indication that the intangible asset may be impaired. The amortisation year and the amortisation method for an intangible asset with a finite useful life are reviewed at least at each financial year end. Changes in the expected useful life or the expected pattern of consumption of future economic benefits embodied in the intangible asset are accounted for by changing the amortisation year or method, as appropriate and treated as changes in accounting estimates. The amortisation expense on intangible assets with finite lives is recognised in the statements of profit or loss in the expense category consistent with the function of the intangible asset.

Amortisation of intangible asset is provided for on a straight-line basis over the estimated useful lives of the assets, as follows:

- Computer software is amortised over its estimated finite useful lives ranging from three (3) to ten (10) years.

(h) Property, plant and equipment

All items of property, plant and equipment are initially recorded at cost. Subsequent costs are included in the asset's carrying amount or recognised as a separate asset, as appropriate, only when it is probable that future economic benefits associated with the item will flow to the Group and the Bank and the cost of the item can be measured reliably. When significant parts of property, plant and equipment are required to be replaced in intervals, the Group and the Bank recognise such parts as individual assets with specific useful lives and depreciation respectively. Likewise, when a major inspection is performed, its cost is recognised in the carrying amount of the plant and equipment as a replacement if the recognition criteria are satisfied. All other repair and maintenance costs are recognised in the statements of profit or loss as incurred.

Subsequent to initial recognition, property, plant and equipment are stated at cost less accumulated depreciation and any accumulated impairment losses.

Freehold land has unlimited useful life and therefore is not depreciated. Work-in-progress property, plant and equipment are also not depreciated until the assets are ready for their intended use.

**Bank Muamalat Malaysia Berhad
(Incorporated in Malaysia)**

Notes to the financial statements - 31 December 2022 (07 Jamadil Akhir 1444H)

2. Significant accounting policies (cont'd.)

2.3 Summary of significant accounting policies (cont'd.)

(h) Property, plant and equipment (cont'd.)

Depreciation of other property, plant and equipment is provided for on a straight-line basis over the estimated useful lives of the assets as follows:

Buildings on freehold land	33 years
Buildings on leasehold land and leasehold land	33 years or remaining life of the lease, whichever is shorter
Office furniture and equipment	6 to 7 years
Buildings improvements and renovations	5 years
Motor vehicles	5 years
Computer equipment	3 to 5 years

An item of property, plant and equipment is derecognised upon disposal or when no future economic benefits are expected from its use or disposal. The difference between the net disposal proceeds, if any, and the net carrying amount is recognised in statements of profit or loss.

(i) Leases

(a) Classification

At inception of a contract, the Group and the Bank assesses whether a contract is, or contains, a lease arrangement based on whether the contract that conveys to the user (the lessee) the right to control the use of an identified asset for a period of time in exchange for consideration.

**Bank Muamalat Malaysia Berhad
(Incorporated in Malaysia)**

Notes to the financial statements - 31 December 2022 (07 Jamadil Akhir 1444H)

2. Significant accounting policies (cont'd.)

2.3 Summary of significant accounting policies (cont'd.)

(i) Leases (cont'd.)

(b) Recognition and initial measurement

(i) The Group and the Bank as lessee

The Group and the Bank applies a single recognition and measurement approach for all leases, except for short-term leases and leases of low-value assets. The Group and the Bank recognises lease liabilities to make lease payments and right-of-use assets representing the right to use the underlying assets.

Right-of-use ("ROU") asset

The Group and the Bank recognises right-of-use assets at the commencement date of the lease (i.e., the date the underlying asset is available for use). Right-of-use assets are measured at cost, less any accumulated depreciation and impairment losses, and adjusted for any remeasurement of lease liabilities. The cost of right-of-use assets includes the amount of lease liabilities recognised, initial direct costs incurred, and lease payments made at or before the commencement date less any lease incentives received. Right-of-use assets are depreciated on a straight-line basis over the shorter of the lease term and the estimated useful life of the assets, as follows:

Office building	2 to 3 years
-----------------	--------------

If ownership of the leased asset is transferred to the Group and the Bank at the end of the lease term or the cost reflects the exercise of a purchase option, depreciation is calculated using the estimated useful life of the asset.

The right-of-use assets are also subject to impairment in accordance with Note 2.3(l) on impairment of non-financial assets.

**Bank Muamalat Malaysia Berhad
(Incorporated in Malaysia)**

Notes to the financial statements - 31 December 2022 (07 Jamadil Akhir 1444H)

2. Significant accounting policies (cont'd.)

2.3 Summary of significant accounting policies (cont'd.)

(i) Leases (cont'd.)

(b) Recognition and initial measurement (cont'd.)

(i) The Group and the Bank as lessee (cont'd.)

Lease liabilities

At the commencement date of the lease, the Group and the Bank recognises lease liabilities measured at the present value of lease payments to be made over the lease term. The lease payments include fixed payments (including in substance fixed payments) less any lease incentives receivable, variable lease payments that depend on an index or a rate, and amounts expected to be paid under residual value guarantees.

The lease payments also include the exercise price of a purchase option reasonably certain to be exercised by the Group and the Bank and payments of penalties for terminating the lease, if the lease term reflects the Group and the Bank exercising the option to terminate. Variable lease payments that do not depend on an index or a rate are recognised as expenses (unless they are incurred to produce inventories) in the period in which the event or condition that triggers the payment occurs.

In calculating the present value of lease payments, the Group and the Bank uses its incremental profit rate at the lease commencement date because the profit rate implicit in the lease is not readily determinable. After the commencement date, the amount of lease liabilities is increased to reflect the accretion of profit and reduced for the lease payments made. In addition, the carrying amount of lease liabilities is remeasured if there is a modification, a change in the lease term, a change in the lease payments (e.g. changes to future payments resulting from a change in an index or rate used to determine such lease payments) or a change in the assessment of an option to purchase the underlying asset.

**Bank Muamalat Malaysia Berhad
(Incorporated in Malaysia)**

Notes to the financial statements - 31 December 2022 (07 Jamadil Akhir 1444H)

2. Significant accounting policies (cont'd.)

2.3 Summary of significant accounting policies (cont'd.)

(i) Leases (cont'd.)

(b) Recognition and initial measurement (cont'd.)

(i) The Group and the Bank as lessee (cont'd.)

Short-term leases and leases of low-value assets

The Group and the Bank applies the short-term lease recognition exemption to its short-term leases of office building (i.e. those leases that have a lease term of 12 months or less from the commencement date and do not contain a purchase option). It also applies the lease of low-value assets recognition exemption to leases of office building that are considered to be low value. Lease payments on short-term leases and leases of low-value assets are recognised as expense on a straight-line basis over the lease term.

(ii) The Group and the Bank as lessor

Leases in which the Group and the Bank does not transfer substantially all the risks and rewards incidental to ownership of an asset are classified as operating leases. Rental income arising is accounted for on a straight-line basis over the lease terms and is included in revenue in the statements of profit or loss due to its operating nature. Initial direct costs incurred in negotiating and arranging an operating lease are added to the carrying amount of the leased asset and recognised over the lease term on the same basis as rental income. Contingent rents are recognised as revenue in the period in which they are earned.

**Bank Muamalat Malaysia Berhad
(Incorporated in Malaysia)**

Notes to the financial statements - 31 December 2022 (07 Jamadil Akhir 1444H)

2. Significant accounting policies (cont'd.)

2.3 Summary of significant accounting policies (cont'd.)

(j) Foreign currencies

(i) Functional and presentation currency

The individual financial statements of each entity in the Group are measured using the currency of the primary economic environment in which the entity operates ("the functional currency"). The consolidated financial statements are presented in Ringgit Malaysia ("RM"), which is also the Bank's functional currency.

(ii) Foreign currency transactions and balances

Transactions in foreign currencies are measured in the respective functional currencies of the Bank and its subsidiaries, and are recorded on initial recognition in the functional currencies at exchange rates approximating those ruling at the transaction dates. Monetary assets and liabilities denominated in foreign currencies are translated at the rate of exchange ruling at the reporting date. Non-monetary items denominated in foreign currencies that are measured at historical cost are translated using the exchange rates as at the date of the initial transactions. Non-monetary items denominated in foreign currencies measured at fair value are translated using the exchange rates at the date when the fair value was determined.

Exchange differences arising on the settlement of monetary items or on translating monetary items at the reporting date are recognised in statement of profit or loss except for exchange differences arising on monetary items that form part of the Group's net investment in foreign operations, which are recognised initially in other comprehensive income and accumulated under exchange fluctuation reserve in equity.

The exchange fluctuation reserve is reclassified from equity to statement of profit or loss of the Group and of the Bank on disposal of the foreign operations.

Exchange differences arising on the translation of non-monetary items carried at fair value are included in statements of profit or loss for the period except for the differences arising on the translation of non-monetary items in respect of which gains and losses are recognised directly in equity. Exchange differences arising from such non-monetary items are also recognised directly in equity.

**Bank Muamalat Malaysia Berhad
(Incorporated in Malaysia)**

Notes to the financial statements - 31 December 2022 (07 Jamadil Akhir 1444H)

2. Significant accounting policies (cont'd.)

2.3 Summary of significant accounting policies (cont'd.)

(j) Foreign currencies (cont'd.)

(iii) Foreign operations

The results and financial position of the Group's and the Bank's foreign operations, whose functional currencies are not the presentation currency, are translated into the presentation currency at average exchange rates for the year, which approximates the exchange rates at the date of the transaction, and at the closing exchange rate as at reporting date respectively. All resulting exchange differences are taken directly to other comprehensive income and are subsequently recognised in the statements of profit or loss upon disposal of the foreign operations.

(k) Provision for liabilities

Provisions are recognised when the Group and the Bank have a present obligation as a result of a past event and it is probable that an outflow of resources embodying economic benefits will be required to settle the obligation, and a reliable estimate of the amount can be made. Provisions are reviewed at each reporting date and adjusted to reflect the current best estimate. Where the effect of the time value of money is material, provisions are discounted using a current pre-tax rate that reflects, where appropriate, the risks specific to the liability. Where discounting is used, the increase in the provision due to the passage of time is recognised as finance cost.

(l) Impairment of non-financial assets

The Group and the Bank assess at each reporting date whether there is an indication that an asset may be impaired. If any such indication exists, or when an annual impairment assessment for an asset is required, the Group and the Bank make an estimate of the asset's recoverable amount.

An asset's recoverable amount is the higher of an asset's fair value less costs to sell and its value-in-use. For the purpose of assessing impairment, assets are grouped at the lowest levels for which there are separately identifiable cash flows (cash-generating units ("CGU")).

**Bank Muamalat Malaysia Berhad
(Incorporated in Malaysia)**

Notes to the financial statements - 31 December 2022 (07 Jamadil Akhir 1444H)

2. Significant accounting policies (cont'd.)

2.3 Summary of significant accounting policies (cont'd.)

(l) Impairment of non-financial assets (cont'd.)

In assessing value-in-use, the estimated future cash flows expected to be generated by the asset are discounted to their present value using a pre-tax discount rate that reflects current market assessments of the time value of money and the risks specific to the asset. Where the carrying amount of an asset exceeds its recoverable amount, the asset is written-down to its recoverable amount. Impairment losses recognised in respect of a CGU or groups of CGUs are allocated first to reduce the carrying amount of any goodwill allocated to those units or groups of units and then, to reduce the carrying amount of the other assets in the unit or groups of units on a pro-rata basis.

Impairment losses are recognised in the statements of profit or loss. An assessment is made at each reporting date as to whether there is any indication that previously recognised impairment losses may no longer exist or may have decreased. A previously recognised impairment loss is reversed only if there has been a change in the estimates used to determine the asset's recoverable amount since the last impairment loss was recognised. If that is the case, the carrying amount of the asset is increased to its recoverable amount. That increase cannot exceed the carrying amount that would have been determined, net of depreciation, had no impairment loss been recognised previously. Such reversal is recognised in statements of profit or loss. Impairment loss on goodwill is not reversed in a subsequent period.

(m) Cash and cash equivalents

Cash and cash equivalents consist of cash and bank balances with banks and other financial institutions, and short term deposits with original maturity tenor of less than three (3) months that are readily convertible to known amount of cash and which are subject to an insignificant risk of changes in value.

**Bank Muamalat Malaysia Berhad
(Incorporated in Malaysia)**

Notes to the financial statements - 31 December 2022 (07 Jamadil Akhir 1444H)

2. Significant accounting policies (cont'd.)

2.3 Summary of significant accounting policies (cont'd.)

(n) Contingent liabilities and contingent assets

Where it is not probable that an outflow of economic benefits will be required, or the amount cannot be estimated reliably, the obligation is disclosed as a contingent liability, unless the probability of outflow of economic benefits is remote. Possible obligations, whose existence will only be confirmed by the occurrence or non-occurrence of one or more future events are also disclosed as contingent liabilities unless the probability of outflow of economic benefits is remote.

A contingent asset is a possible asset that arises from past events whose existence will be confirmed by the occurrence or non-occurrence of one or more uncertain future events beyond the control of the Group and the Bank. The Group and the Bank do not recognise contingent assets but discloses its existence where inflows of economic benefits are probable, but not virtually certain.

(o) Employee benefits

(i) Short term benefits

Wages, salaries, bonuses and social security contributions are recognised as an expense in the year in which the associated services are rendered by employees of the Group and the Bank. Short term accumulating compensated absences such as paid annual leave are recognised when services are rendered by employees that increase their entitlement to future compensated absences. Short term non-accumulating compensated absences such as sick leave are recognised when the absences occur.

(ii) Defined contribution plan

Defined contribution plans are post-employment benefit plans under which the Group and the Bank pay fixed contributions into separate entities or funds and will have no legal or constructive obligation to pay further contributions if any of the funds do not hold sufficient assets to pay all employee benefits relating to employee services in the current and preceding financial years. Such contributions are recognised as an expense in the statements of profit or loss, as they are incurred. As required by law, companies in Malaysia make such contributions to the Employees Provident Fund ("EPF").

**Bank Muamalat Malaysia Berhad
(Incorporated in Malaysia)**

Notes to the financial statements - 31 December 2022 (07 Jamadil Akhir 1444H)

2. Significant accounting policies (cont'd.)

2.3 Summary of significant accounting policies (cont'd.)

(p) Income recognition

Income is recognised to the extent that it is probable that the economic benefits will flow to the Group and the Bank and the income can be reliably measured. The following specific recognition criteria must also be met before revenue is recognised:

(i) Profit and income from financing

For all financial assets measured at amortised cost, profit bearing financial assets classified as FVOCI and financial assets designated at FVTPL, profit income or expense is recorded using the effective profit rate, which is the rate that exactly discounts estimated future cash payments or receipts through the expected life of the financial instrument or a shorter period, where appropriate, to the net carrying amount of the financial asset or financial liability. The calculation takes into account all contractual terms of the financial instrument (for example, payment options) and includes any fees or incremental costs that are directly attributable to the instrument and are an integral part of the effective profit rate, but not future credit losses.

For impaired financial assets, profit/financing income continues to be recognised using the effective profit rate, to the extent that it is probable that the profit can be recovered.

(1) Bai' Bithaman Ajil ("BBA")

This contract involves the purchase and sale of an asset by the Bank to the customer on a deferred payment basis either to be paid in lump sum or instalment basis within an agreed period of time at a price which includes a profit margin agreed by both parties. Financing income is recognised on effective profit rate basis over the period of the contract based on the principal amount outstanding.

**Bank Muamalat Malaysia Berhad
(Incorporated in Malaysia)**

Notes to the financial statements - 31 December 2022 (07 Jamadil Akhir 1444H)

2. Significant accounting policies (cont'd.)

2.3 Summary of significant accounting policies (cont'd.)

(p) Income recognition

(i) Profit and income from financing (cont'd.)

(2) Ijarah Thumma Al-Bai'

This contract involves lease ending with transfer of ownership from the lessor to the lessee in the form of sale transaction based on agreed terms and conditions. There are two (2) contracts involved in this arrangement. The first contract is Ijarah where the lessee enjoys the usufruct of the assets for an agreed rental during an agreed period of time while the ownership remains with the lessor. The second contract is the sale contract which may take place at the end of the Ijarah period or at any point of time during the period subject to the agreed terms and conditions between the contracting parties. Financing income is recognised on effective profit rate basis over the lease term.

(3) Bai' Inah

This contract involves sale and purchase of an asset whereby the Bank sells an asset to the customer on a deferred basis and subsequently buys back the asset at a cash price lower than the deferred sales price. Financing income is recognised on effective profit rate basis over the period of the contract based on the principal amount outstanding.

(4) Tawarruq

This contract relates to the arrangement that involves a purchase of an asset or commodity based on Murabahah contract on deferred term and a subsequent sale of the same asset to a third party in order to obtain cash. The commodity trading fee incurred in the Tawarruq arrangement is borne by the Bank and is recognised as an expense in the statements of profit or loss, as they are incurred. Financing income is recognised on effective profit rate basis over the expected life of the contract based on the principal amount outstanding.

**Bank Muamalat Malaysia Berhad
(Incorporated in Malaysia)**

Notes to the financial statements - 31 December 2022 (07 Jamadil Akhir 1444H)

2. Significant accounting policies (cont'd.)

2.3 Summary of significant accounting policies (cont'd.)

(p) Income recognition (cont'd.)

(i) Profit and income from financing (cont'd.)

(5) Bai' Al-Dayn

This contract involves the sale and purchase of securities or debt certificates which conforms with the Shariah ruling. Securities or debt certificates are issued by a debtor to a creditor as evidence of indebtedness. Income from financing shall be recognised on effective profit rate basis over the expected life of the contract based on principal amount outstanding.

(6) Murabahah

This contract involves the sale of goods or assets by the Bank at a mark-up price to the customer, which includes a profit margin as agreed by both parties. The price, costs and profit margin in Murabahah shall be made transparent and agreeable by both parties. This contract applies to the Bank's financing and advances products whilst the Bank's Commodity Murabahah term deposit product is based on the contract of Murabahah and Tawarruq.

Financing income under this contract is recognised on effective profit rate basis over the period of the contract based on the principal amount outstanding.

Profit attributable to depositors is recognised as an expense in statements of profit or loss, as it incurred. Profit to be distributed is based on the expected profit rate, which is quoted to the customer on the placement date.

**Bank Muamalat Malaysia Berhad
(Incorporated in Malaysia)**

Notes to the financial statements - 31 December 2022 (07 Jamadil Akhir 1444H)

2. Significant accounting policies (cont'd.)

2.3 Summary of significant accounting policies (cont'd.)

(p) Income recognition (cont'd.)

(i) Profit and income from financing (cont'd.)

(7) Istisna'

Istisna' contract can be established between a Bank and contractor, developer, or producer that allows the Bank to make progress payments as construction progresses. Istisna' financing is provided in the form of advance progress payments to the customer who builds, manufactures, constructs or develops the object of sale. Upon completion of the project, the asset is delivered to parties who have earlier on agreed to take delivery of the asset. Financing income is recognised on effective profit rate basis over the period of the contract based on the principal amount outstanding.

(8) Qard

Qard is a contract of loan between two (2) parties on the basis of social welfare or to fulfil a short-term financial need of the borrower. The amount of repayment must be equivalent to the amount borrowed. It is, however, legitimate for a borrower to pay more than the amount borrowed as long as it is not stated or agreed at the point of contract. As such, no accrual of income is recognised for this contract.

(9) Musharakah Mutanaqisah

In Musharakah Mutanaqisah contract, the customer and the Bank jointly acquire and own the asset. The Bank then leases its equity or share of asset to the customer on the basis of Ijarah. The customer is given the right to acquire the Bank's equity in the asset periodically. Financing income is accounted for on the basis of reducing balance on a time apportioned basis that reflects the effective yield of the asset.

Financing income under this contract is recognised on effective profit rate basis over the period of the contract based on the principal amount outstanding.

**Bank Muamalat Malaysia Berhad
(Incorporated in Malaysia)**

Notes to the financial statements - 31 December 2022 (07 Jamadil Akhir 1444H)

2. Significant accounting policies (cont'd.)

2.3 Summary of significant accounting policies (cont'd.)

(p) Income recognition (cont'd.)

(i) Profit and income from financing (cont'd.)

(10) Rahnu

In Ar-Rahnu transaction, a valuable asset such as gold and jewellery is used as a collateral for a debt. The collateral will be used to settle the debt when a debtor is in default. Income is recognised when the Bank charges a safekeeping fee upon which are to be paid in full upon expiry of the contract, redemption or extension of period of Ar-Rahnu, whichever is applicable.

(ii) Fee and other income recognition

Financing arrangement, management and participation fees, underwriting commissions, guarantee fees and brokerage fees are recognised as income based on accrual on time apportionment method. Fees from advisory and corporate finance activities are recognised at net of service taxes and discounts on completion of each stage of the assignment.

Dividend income from securities is recognised when the Bank's right to receive payment is established.

(q) Income and deferred taxes

Income tax for the year comprises current and deferred tax. Current tax is the expected amount of income taxes payable in respect of the taxable profit for the year and is measured using the tax rates that have been enacted at the reporting date.

Deferred tax is provided for using the liability method. In principle, deferred tax liabilities are recognised for all taxable temporary differences and deferred tax assets are recognised for all deductible temporary differences, unused tax losses and unused tax credits to the extent that it is probable that taxable profits will be available against which the deductible temporary differences, unused tax losses and unused tax credits can be utilised.

Deferred tax is not recognised if the temporary difference arises from goodwill or negative goodwill or from the initial recognition of an asset or liability in a transaction which is not a business combination and at the time of the transaction, affects neither accounting profit nor taxable profit.

**Bank Muamalat Malaysia Berhad
(Incorporated in Malaysia)**

Notes to the financial statements - 31 December 2022 (07 Jamadil Akhir 1444H)

2. Significant accounting policies (cont'd.)

2.3 Summary of significant accounting policies (cont'd.)

(q) Income and deferred taxes (cont'd.)

Deferred tax is measured at the tax rates that are expected to apply in the period when the asset is realised or the liability is settled, based on tax rates that have been enacted or substantively enacted at the financial position date. Deferred tax is recognised as income or expense and included in the statements of profit or loss for the period, except when it arises from a transaction which is recognised directly in equity, in which case the deferred tax is also recognised directly in equity, or when it arises from a business combination that is an acquisition, in which case the deferred tax is included in the resulting goodwill or the amount of any excess of the acquirer's interest in the net fair value of the acquiree's identifiable assets, liabilities and contingent liabilities over the cost of the combination.

Deferred tax assets and deferred tax liabilities are offset if a legally enforceable right exists to set off current tax assets against current tax liabilities and the deferred taxes relate to the same taxable entity and the same taxation authority.

(r) Zakat

Zakat represents business zakat payable by the Group and the Bank to comply with the principles of Shariah and as approved by the Shariah Committee. The Bank only pays zakat on its business and does not pay zakat on behalf of its depositors or shareholders. Zakat provision is calculated based on capital growth model method.

(s) Fair value measurement

The Group and the Bank measure financial instruments such as financial assets at FVTPL, financial investments at FVOCI and derivatives, and non-financial assets such as investment properties at fair value at each statement of financial position date.

Fair value is the price that would be received to sell an asset or paid to transfer a liability in an orderly transaction between market participants at the measurement date. The fair value measurement is based on the presumption that the transaction to sell the asset or transfer the liability takes place either:

- In the principal market for the asset or liability, or
- In the absence of a principal market, in the most advantageous market for the asset or liability.

**Bank Muamalat Malaysia Berhad
(Incorporated in Malaysia)**

Notes to the financial statements - 31 December 2022 (07 Jamadil Akhir 1444H)

2. Significant accounting policies (cont'd.)

2.3 Summary of significant accounting policies (cont'd.)

(s) Fair value measurement (cont'd.)

The principal or the most advantageous market must be accessible by the Group and the Bank.

The fair value of an asset or a liability is measured using the assumptions that market participants would be willing to use when pricing the asset or liability, assuming that market participants act in their economic best interest.

A fair value measurement of a non-financial asset takes into account a market participant's ability to generate economic benefits by using the asset in its highest and best use or by selling it to another market participant that would use the asset in its highest and best use.

The Group and the Bank use valuation techniques that are appropriate in the circumstances and for which sufficient data are available to measure fair value, maximising the use of relevant observable inputs and minimising the use of unobservable inputs.

All assets and liabilities for which fair value is measured or disclosed in the financial statements are categorised within the fair value hierarchy, described as follows, based on the lowest level input that is significant to the fair value measurement as a whole:

- Level 1 - Quoted (unadjusted) market prices in active markets for identical instruments;
- Level 2 - Valuation techniques for which the lowest level input that is significant to the fair value measurement, which is directly (i.e. prices) or indirectly (i.e. derived from prices) observable; and
- Level 3 - Valuation techniques for which the lowest level input that is significant to the fair value measurement is unobservable.

For assets and liabilities that are recognised in the financial statements on a recurring basis, the Group and the Bank determine whether transfers have occurred between fair value hierarchy levels by re-assessing categorisation (based on the lowest level input that is significant to the fair value measurement as a whole) at the end of each reporting period.

The fair value of financial instruments and further details are disclosed in Note 47.

**Bank Muamalat Malaysia Berhad
(Incorporated in Malaysia)**

Notes to the financial statements - 31 December 2022 (07 Jamadil Akhir 1444H)

2. Significant accounting policies (cont'd.)

2.3 Summary of significant accounting policies (cont'd.)

(t) Government financing scheme and government financing facility

Financing under a government scheme is recognised and measured in accordance with MFRS 9 *Financial Instruments*, with the benefit at a below market and concession rate is measured as the difference between the initial carrying amount or fair value of the financing and the amount received. Government financing facility is measured in accordance with the amount received.

The benefit of a financing or a facility under a government scheme that addresses identified costs or expenses incurred by the Group and the Bank is recognised in the profit or loss in the same financial period when the costs or expenses are recognized, when the required conditions are fulfilled in accordance with MFRS 120 *Accounting for Government Grants and Disclosure of Government Assistance*.

(u) Investment accounts

Investment accounts are either:

i. Unrestricted investment accounts

An unrestricted investment account ("UA") refers to a type of investment account where the investment account holder ("IAH") provides the Bank with the mandate to make the ultimate decision without specifying any particular restrictions or conditions. The UA is structured under Mudarabah contracts.

Impairment allowances required on the assets for investment accounts are charged to and borne by the investors.

ii. Restricted investment accounts

Restricted investment account ("RIA") refers to a type of investment account where the IAH provides a specific investment mandate to the Bank such as purpose, asset class, economic sector and period of investment.

RIA is accounted for as off balance sheet as the Bank has no risk and reward in respect of the assets related to the RIA or to the residual cash flows from those assets. RIA is a type of restricted investment account based on the Mudarabah contract where the IAH and the Bank agree to share the profit generated from the assets funded by the RIA based on an agreed profit sharing ratio (PSR), while losses shall be borne by the IAH.

Bank Muamalat Malaysia Berhad
(Incorporated in Malaysia)

2. Significant accounting policies (cont'd.)

2.4 Changes in accounting policies and disclosures

The significant accounting policies and methods of computation applied by the Group and the Bank are consistent with those adopted in the most recent audited financial statements for the financial year ended 31 December 2021 except for adoption of the following MFRS and Interpretations of the Issues Committee ("IC Interpretations") during the current financial year with effective dates as follows:

Description	Effective for annual periods beginning on or after
Amendments to MFRS 3: <i>Business Combinations- Reference to the Conceptual Framework</i>	1 January 2022
Amendments to MFRS 116: <i>Property, Plant and Equipment Proceeds before Intended Use</i>	1 January 2022
Amendments to MFRS 137: <i>Provisions, Contingent Liabilities and Contingent Assets-Onerous Contracts- Cost of Fulfilling a Contract</i>	1 January 2022

The adoption of the MFRS and IC Interpretations above does not have material impact to the financial statements of the Group and the Bank.

2.5 Significant changes in regulatory requirements

Measures announced by Bank Negara Malaysia ("BNM") to assist individuals, small-medium enterprises ("SMEs") and corporates affected by COVID-19

During the financial year ended 31 December 2021, BNM had announced the extension of various COVID-19 assistance programmes which aimed to support economy at large and provide relief to all affected individuals, SMEs and corporations. The support measures include the following:

Targeted payment assistance ("TRA") and moratorium

- (i) Targeted payment assistance under Program Strategik Memperkasa Rakyat dan Ekonomi Tambahan ("PEMERKASA+")

TRA under PEMERKASA+ was announced on 31 May 2021. The TRA was applicable to all customers who have lost their employment, B40 customers registered under Bantuan Sara Hidup ("BSH") or Bantuan Prihatin Rakyat ("BPR"), SMEs and microenterprises with financing facilities not more than RM150,000 whose financing were approved on or before 30 June 2021 and not in arrears for more than 90 days. All these affected customers may opt for 3-month deferment of instalment or a 50% reduction in their monthly instalment payment for a period of 6 months.

- (ii) Six-month moratorium under Perlindungan Rakyat dan Pemulihan Ekonomi ("PEMULIH")

The six-month moratorium under PEMULIH was announced on 28 June 2021. The moratorium applies to ringgit and foreign currency denominated financing approved on or before 30 June 2021, not in arrears exceeding 90 days and customers must not be adjudicated bankrupts or under bankruptcy proceedings. All individuals, SMEs and microenterprises may opt for 6-month deferment of instalment or 50% reduction in their monthly instalment payment for a period of 6 months. There will be no compounding of profit and any penalty profit during the moratorium period.

**Bank Muamalat Malaysia Berhad
(Incorporated in Malaysia)**

2. Significant accounting policies (cont'd.)

2.5 Significant changes in regulatory requirements (cont'd.)

Measures announced by BNM to assist individuals, small-medium enterprises ("SMEs") and corporates affected by COVID-19 (cont'd.)

Credit risk monitoring, stress testing and classification in the Central Credit Reference Information System ("CCRIS")

The payment assistance/moratorium do not automatically result in a stage transfer under MFRS 9 *Financial Instruments* in the absence of other factors indication evidence of significant increase in credit risk ("SICR"). The Bank will continue to apply judgement and perform more holistic assessment of all relevant indicators and information such as historical repayment and delinquency trend in determining SICR.

The financing that are approved under payment assistance on or before 31 December 2021 are exempted to be reported as rescheduling and restructuring ("R&R") in CCRIS. However, the Bank is required to report the credit impaired status consistently with the accounting classification.

Financial management and resilience programme ("URUS")

Pursuant to the statement issued by the Prime Minister on 13 October 2021, banking industry, represented collectively by The Association of Banks in Malaysia ("ABM"), Association of Islamic Banking and Financial Institutions Malaysia ("AIBIM") and Association of Development Finance Institutions of Malaysia ("ADFIM") had on 14 October 2021 announced its continued support to individual customers. The Bank has worked alongside with Agensi Kaunseling dan Pengurusan Kredit ("AKPK") to offer a comprehensive extended financial assistance scheme called Financial Management and Resilience Programme ("URUS").

The scheme is open to individual customers, on application, who are under an existing payment assistance (e.g. Targeted Payment Assistance, PEMERKASA+, PEMULIH, the Bank's own rescheduling and restructuring, etc.) as at 31 December 2021 and meet the following criteria:

- (i) From B50 income segment i.e. customer with household income of RM5,880 or lower based on definition by the Department of Statistic of Malaysia;
- (ii) Have experience either loss of employment or reduction of income of at least 50%; and
- (iii) Whose financing is still performing (not in arrears exceeding 90 days) as at the date of their application.

Bank Muamalat Malaysia Berhad
(Incorporated in Malaysia)

2. Significant accounting policies (cont'd.)

2.5 Significant changes in regulatory requirements (cont'd.)

Measures announced by BNM to assist individuals, small-medium enterprises ("SMEs") and corporates affected by COVID-19 (cont'd.)

Financial management and resilience programme ("URUS") (cont'd.)

Under URUS, AKPK will provide the customer with a personalised financial plan that encompass the following options:

- (a) A profit waiver for a period of 3 months, commencing the month following the customer's on boarding into the scheme; or
- (b) A 3-month profit waiver together with reduced instalments for a period of up to 24 months. This option will also benefit customers with unsecured personal financing and credit cards.

Individual customers who fulfil the abovementioned criteria can apply for URUS effective 15 November 2021 until 31 January 2022.

The payment assistance/moratorium did not automatically result in stage transfer under MFRS 9 *Financial Instruments* in the absence of other factors relevant to the assessment. The financial impact of the payment assistance/moratorium is reflected at the financing income and other operating income of the Bank (see Notes 27(a) and 29(a)).

2.6 Standards and interpretations issued but not yet effective

The Group and the Bank have not applied the following accounting standards that have been issued by the Malaysian Accounting Standards Board ("MASB") as they are not yet effective for the Group and the Bank. The Group and the Bank intend to adopt these Standards, if applicable, when they become effective.

Description	Effective for annual periods beginning on or after
Amendments to MFRS 101: <i>Classification of Liabilities as Current or Non-current</i>	1 January 2023
Amendments to MFRS 108: <i>Definition of Accounting Estimates</i>	1 January 2023
Amendments to MFRS 112: <i>Deferred Tax related to Assets and Liabilities arising from a Single Transaction</i>	1 January 2023
MFRS 17: <i>Insurance Contracts</i>	1 January 2023
Amendments to MFRS 101: <i>Disclosure of Accounting Policies</i>	1 January 2024
Amendments to MFRS 16: <i>Lease Liability in a Sale and Leaseback</i>	1 January 2024
Amendments to MFRS 10 and MFRS 128: <i>Sale or Contribution of Assets between an Investor and its Associate or Joint Venture</i>	To be announced by MASB

Bank Muamalat Malaysia Berhad
(Incorporated in Malaysia)

2. Significant accounting policies (cont'd.)

2.6 Standards and interpretations issued but not yet effective (cont'd.)

The directors expect that the adoption of the above-mentioned Standards will have no material impact on the financial statements of the Group and of the Bank in the period of initial application.

3. Significant accounting judgments, estimates and assumptions

The preparation of financial statements requires the Management to make judgments, estimates and assumptions that affect the application of policies and reported amounts of assets, liabilities, income and expenses. Although these estimates are based on the Management's best knowledge of current events and actions, actual results may differ from those estimates. Critical accounting estimates and assumptions used that are significant to the financial statements and areas involving higher degree of judgment and complexity, are as follows:

3.1 Impairment of financial investments portfolio (Notes 5 and 31)

The Group and the Bank review their debt instruments at FVOCI, and financial investments at amortised cost under MFRS 9 *Financial Instruments*, which requires the recognition of ECL at each reporting date to reflect change in credit risk of the financial investments not at FVTPL. MFRS 9 *Financial Instruments* incorporates forward-looking and historical, current and forecasted information into ECL estimation.

In carrying out the impairment review, the following Management's judgements are required:

- (i) Determination whether the investment is impaired based on certain indicators, such as, amongst others, difficulties of the issuers or obligors, deterioration of the credit quality of the issuers or obligors; and
- (ii) Determination of ECL that reflect:
 - (a) An unbiased and probability-weighted amount that is determined by evaluating a range of possible outcomes;
 - (b) The time value of money; and
 - (c) Reasonable and supportable information that is available without undue cost or effort at the reporting date about past events, current conditions and forecasts of future economic conditions.

Bank Muamalat Malaysia Berhad
(Incorporated in Malaysia)

3. Significant accounting judgments, estimates and assumptions (cont'd.)

3.2 Impairment of financing of customers (Notes 7 and 30)

The Group and the Bank review individually its significant financing of customers at each reporting date to assess whether an impairment loss should be recorded in the income statement. In particular, Management's judgement is required in the estimation of the amount and timing of future cash flows when determining the impairment loss. In estimating these cash flows, the Group and the Bank make judgements about the customer's financial situation and the net realisable value of collateral. These estimates are based on assumptions on a number of factors and actual results may differ, resulting in future changes to the allowances.

The Group's and the Bank's ECL calculations under MFRS 9 *Financial Instruments* are outputs of complex models with a number of underlying assumptions regarding the choice of variable inputs and their interdependencies. Elements of the ECL models that are considered accounting judgements and estimates include:

- (i) Criteria for assessing if there has been a significant increase in credit risk and the qualitative assessment;
- (ii) The segmentation of financial assets when ECL is assessed on a collective basis;
- (iii) Development of ECL models, including the various formulas and the choice of inputs;
- (iv) Determination of associations between macroeconomic scenarios and economic inputs, such as, unemployment levels and collateral values, and the effect on PDs, LGDs, and EADs including macroeconomic factors as disclosed in note 46(a)(iii); and
- (v) Selection of forward-looking macroeconomic scenarios and their probability weightings, to derive the economic inputs into the ECL models.

Financing that have been assessed individually but for which no impairment is required as well as all individually insignificant financing need to be assessed collectively, in groups of assets with similar credit risk characteristic. This is to determine whether impairment should be made due to incurred loss events for which there is objective evidence but effects of which are not yet evident. The collective assessment takes into account of data from the financing portfolios (such as, credit quality, levels of arrears, credit utilisation, financing to collateral ratios, etc.) and judgments on the effect of concentrations of risks (such as the performance of different individual groups).

Bank Muamalat Malaysia Berhad
(Incorporated in Malaysia)

3. Significant accounting judgments, estimates and assumptions (cont'd.)

3.3 Fair value estimation of financial investments at FVTPL and FVOCI (Notes 5(i) and 5(ii)) and derivative financial instruments (Note 6)

For financial instruments measured at fair value, where the fair values cannot be derived from active markets, these fair values are determined using a variety of valuation techniques, including the use of mathematical models. Whilst the Group and the Bank generally use widely recognised valuation models with market observable inputs, judgement is required where market observable data are not available. Such judgement normally incorporate assumptions that other market participants would use in their valuations, including assumptions on profit rate yield curves, exchange rates, volatilities and prepayment and default rates.

3.4 Taxation (Note 40)

Significant Management's judgement is required in estimating the provision for income taxes, as there may be differing interpretations of tax law for which the final outcome will not be established until a later date. Liabilities for taxation are recognised based on estimates of whether additional taxes will be payable. The estimation process may involve seeking the advise of experts, where appropriate. Where the final liability for taxation being assessed by the Inland Revenue Board is different from the amounts that were initially recorded, these differences will affect the income tax expense and deferred tax provisions in the period in which the estimate is revised or when the final tax liability is established.

4. (a) Cash and short-term funds

		Group and Bank	
		2022	2021
	Note	RM'000	RM'000
Cash and balances with banks and other financial institutions		122,035	121,362
Money at call and interbank placements maturing within one month		1,113,572	1,021,044
		1,235,607	1,142,406
Allowances for impairment loss	(i)	(153)	(115)
		1,235,454	1,142,291

Bank Muamalat Malaysia Berhad
(Incorporated in Malaysia)

4. (a) Cash and short-term funds (cont'd.)

- (i) Analysis of changes in allowances for impairment losses on cash and short term funds are as follows:

Group and Bank	Stage 1	Stage 2	Stage 3	Total ECL RM'000
	12-Months ECL RM'000	Lifetime ECL not credit impaired RM'000	Lifetime ECL credit impaired RM'000	
At 31 December 2022				
At 1 January 2022	115	-	-	115
Allowance made (Note 32)	244	-	-	244
Amount written back in respect of recoveries (Note 32)	(206)	-	-	(206)
At 31 December 2022	153	-	-	153
At 31 December 2021				
At 1 January 2021	135	-	-	135
Allowance made (Note 32)	92	-	-	92
Amount written back in respect of recoveries (Note 32)	(112)	-	-	(112)
At 31 December 2021	115	-	-	115

(b) Cash and placements with financial institutions

	Group and Bank	
	2022	2021
	RM'000	RM'000
Licensed Islamic banks	21,747	31,184

The weighted average effective profit rate and weighted average maturity of cash and placements with financial institutions as at 31 December 2022 for the Group and the Bank were 4.27% per annum and 43 days respectively (2021: 1.25% per annum and 51 days).

Bank Muamalat Malaysia Berhad
(Incorporated in Malaysia)

5. Financial investments

	Note	Group		
		31 December 2022 RM'000	31 December 2021 RM'000 (Restated) (Note 53)	1 January 2021 RM'000 (Restated) (Note 53)
Financial investments at fair value through profit or loss	(i)	182,089	152,891	148,085
Financial investments at fair value through other comprehensive income	(ii)	5,211,651	5,035,155	3,964,217
Financial investments at amortised cost	(iii)	113,589	107,109	105,544
		5,507,329	5,295,155	4,217,846

	Note	Bank		
		31 December 2022 RM'000	31 December 2021 RM'000 (Restated) (Note 53)	1 January 2021 RM'000 (Restated) (Note 53)
Financial investments at fair value through profit or loss	(i)	179,544	152,891	148,085
Financial investments at fair value through other comprehensive income	(ii)	5,211,651	5,032,649	3,961,750
Financial investments at amortised cost	(iii)	113,589	107,109	105,544
		5,504,784	5,292,649	4,215,379

	31 December 2022 RM'000	Group 31 December 2021 RM'000 (Restated) (Note 53)	1 January 2021 RM'000 (Restated) (Note 53)
(i) Financial investments at fair value through profit or loss			
Unquoted securities in Malaysia:			
Islamic private debt securities in Malaysia	175,950	152,891	148,085
Unit trusts	6,139	-	-
	182,089	152,891	148,085
		Bank	
	31 December 2022 RM'000	31 December 2021 RM'000 (Restated) (Note 53)	1 January 2021 RM'000 (Restated) (Note 53)
(i) Financial investments at fair value through profit or loss			
Unquoted securities in Malaysia:			
Islamic private debt securities in Malaysia	175,950	152,891	148,085
Unit trusts	3,594	-	-
	179,544	152,891	148,085

Bank Muamalat Malaysia Berhad
(Incorporated in Malaysia)

5. Financial investments (cont'd.)

	31 December 2022 RM'000	Group 31 December 2021 RM'000 (Restated) (Note 53)	1 January 2021 RM'000 (Restated) (Note 53)
(ii) Financial investments at fair value through other comprehensive income			
Debt instruments:			
Government securities and treasury bills:			
Malaysian government investment certificates	4,690,779	4,313,355	2,655,932
Unquoted securities:			
Islamic private debt securities in Malaysia	313,686	431,715	658,829
Cagamas sukuk	-	20,364	25,792
	313,686	452,079	684,621
Money market instruments:			
Negotiable Islamic debt certificates	-	-	349,370
Equity instruments:			
Quoted securities in Malaysia:			
Quoted shares	56,783	96,705	104,411
Unquoted securities:			
Private equity funds	145,772	168,385	165,252
Shares in Malaysia	4,631	4,631	4,631
	150,403	173,016	169,883
Total financial assets at fair value through other comprehensive income	5,211,651	5,035,155	3,964,217

Bank Muamalat Malaysia Berhad
(Incorporated in Malaysia)

5. Financial investments (cont'd.)

	31 December 2022 RM'000	Bank 31 December 2021 RM'000 (Restated) (Note 53)	1 January 2021 RM'000 (Restated) (Note 53)
(ii) Financial investments at fair value through other comprehensive income			
Debt instruments:			
Government securities and treasury bills:			
Malaysian government investment certificates	4,690,779	4,313,355	2,655,932
Unquoted securities:			
Islamic private debt securities in Malaysia	313,686	431,715	658,829
Cagamas sukuk	-	20,364	25,792
	313,686	452,079	684,621
Money market instruments:			
Negotiable Islamic debt certificates	-	-	349,370
Equity instruments:			
Quoted securities in Malaysia:			
Quoted shares	56,783	94,199	101,944
Unquoted securities:			
Private equity funds	145,772	168,385	165,252
Shares in Malaysia	4,631	4,631	4,631
	150,403	173,016	169,883
Total financial assets at fair value through other comprehensive income	5,211,651	5,032,649	3,961,750

Bank Muamalat Malaysia Berhad
(Incorporated in Malaysia)

5. Financial investments (cont'd.)

(ii) Financial investments at fair value through other comprehensive income (cont'd.)

Movements in the allowances for impairment losses on debt instruments at fair value through other comprehensive income are as follows for the Group and the Bank:

	Stage 1	Stage 2	Stage 3	
	12-Months ECL	Lifetime ECL not credit impaired	Lifetime ECL credit impaired	Total ECL
	RM'000	RM'000	RM'000	RM'000
At 31 December 2022				
At 1 January 2022	116	-	24,160	24,276
Allowance made (Note 31)	152	-	-	152
Amount written back in respect of recoveries (Note 31)	(212)	-	(2,026)	(2,238)
At 31 December 2022	56	-	22,134	22,190
At 31 December 2021				
At 1 January 2021	81	-	38,241	38,322
Allowance made (Note 31)	192	-	-	192
Amount written back in respect of recoveries (Note 31)	(157)	-	-	(157)
Amount written off	-	-	(14,596)	(14,596)
Exchange differences	-	-	515	515
At 31 December 2021	116	-	24,160	24,276

(iii) Financial investments at amortised cost

	Group and Bank		
	31 December 2022	31 December 2021	1 January 2021
	RM'000	RM'000	RM'000
At amortised cost			
Unquoted Islamic corporate sukuk in Malaysia	147,774	146,749	145,515
Less: Accumulated impairment losses	(34,185)	(39,640)	(39,971)
Total financial investments at amortised cost	113,589	107,109	105,544

Bank Muamalat Malaysia Berhad
(Incorporated in Malaysia)

5. Financial investments (cont'd.)

(iii) Financial investments at amortised cost (cont'd.)

Movements in the allowances for impairment losses on financial investments at amortised cost are as follows for the Group and the Bank:

	Stage 1	Stage 2	Stage 3	
	12-Months ECL	Lifetime ECL	Lifetime ECL	Total ECL
	RM'000	not credit	credit	RM'000
		impaired	impaired	
		RM'000	RM'000	RM'000
At 31 December 2022				
At 1 January 2022	-	39,640	-	39,640
Transfer to Stage 3	-	(39,640)	39,640	-
Net writeback	-	-	(5,455)	(5,455)
Allowance made (Note 31)	-	-	6,457	6,457
Management overlay redesignated	-	-	(11,912)	(11,912)
At 31 December 2022	-	-	34,185	34,185
At 31 December 2021				
At 1 January 2021	-	39,971	-	39,971
Amount written back in respect of recoveries (Note 31)	-	(331)	-	(331)
At 31 December 2021	-	39,640	-	39,640

Bank Muamalat Malaysia Berhad
(Incorporated in Malaysia)

6. Islamic derivative financial assets/(liabilities)

The table below shows the fair values of Islamic derivative financial instruments, recorded as assets or liabilities, together with their notional amounts. The notional amounts, recorded gross, is the amount of a derivative's underlying asset, reference rate or index and is the basis upon which changes in the value of derivatives are measured. The notional amounts indicate the volume of transactions outstanding at the year end and are indicative of neither the market risk nor the credit risk.

Group and Bank	2022			2021		
	Contract/ notional amount RM'000	Fair value		Contract/ notional amount RM'000	Fair value	
		Assets RM'000	Liabilities RM'000		Assets RM'000	Liabilities RM'000
Foreign exchange contracts:						
- Currency forwards						
Less than one year	787,210	936	(20,833)	778,535	1,362	(3,463)
- Currency swaps						
Less than one year	986,752	3,263	(2,251)	841,155	4,074	(697)
- Currency spot						
Less than one year	12,468	48	(27)	10,907	1	(7)
	<u>1,786,430</u>	<u>4,247</u>	<u>(23,111)</u>	<u>1,630,597</u>	<u>5,437</u>	<u>(4,167)</u>
Islamic profit rate swap ("IPRS")						
Hedging IPRS	-	-	-	1,200,000	-	(57,376)
Total	<u>1,786,430</u>	<u>4,247</u>	<u>(23,111)</u>	<u>2,830,597</u>	<u>5,437</u>	<u>(61,543)</u>

Bank Muamalat Malaysia Berhad
(Incorporated in Malaysia)

6. Islamic derivative financial assets/(liabilities) (cont'd.)

Included within hedging derivatives are derivatives where the Group and the Bank apply hedge accounting. The principal amount and fair value of derivative where hedge accounting is applied by the Group and Bank are as follows:

	2022			2021		
	Contract/ Notional Amount RM'000	Fair value		Contract/ Notional Amount RM'000	Fair value	
		Assets RM'000	Liabilities RM'000		Assets RM'000	Liabilities RM'000
IPRS	-	-	-	1,200,000	-	(57,376)

Fair value hedges

Fair value hedges are used by the Group and the Bank to protect against changes in the fair value of financial assets due to movements in profit rates. The financial instruments hedged for profit rate risk include the Group's and the Bank's financing of customers and investment securities.

For the year ended 31 December 2022, the Group and the Bank:

- (i) recognised a net gain of RM37,532,403 (2021: net gain of RM50,139,069) on the hedging instrument. The total net loss on the hedged items attributable to the hedged risk amounted to RM37,939,833 (2021: net loss of RM57,692,261) (Note 29).
- (ii) the hedge instrument, IPRS, has been terminated in May 2022. With the discontinuation of the fair value hedge, the unamortised fair value are amortised to profit or loss over the remaining term to maturity of the hedged item (Notes 7).

196501000376 (6175-W)

Bank Muamalat Malaysia Berhad
(Incorporated in Malaysia)

7. Financing of customers

(i) By type and Shariah contracts

Group 31 December 2022	Bai' Bithaman Ajil RM'000	Ijarah Thumma Al-Bai RM'000	Inah RM'000	Tawarruq RM'000	Bai' Al-Dayn RM'000	Murabahah RM'000	Istisna' RM'000	Qard RM'000	Murabahah to the Purchase Orderer RM'000	Shirkah Mutanaqisah RM'000	Total financing RM'000
Cash line	-	-	962	407,608	-	-	-	-	-	-	408,570
Term financing:											
Home financing	1,220,143	-	-	6,158,460	-	-	9,280	-	-	-	7,387,883
Syndicated financing	-	-	-	555,291	-	-	-	-	-	-	555,291
Hire purchase receivables	53,339	144,954	-	-	-	-	-	-	721,030	-	919,323
Personal financing	32,513	-	1	6,863,968	-	-	-	-	-	-	6,896,482
Other term financing	117,812	-	-	4,408,464	-	-	-	-	-	73,351	4,599,627
Trust receipts	-	-	-	-	75,877	113,824	-	-	-	-	189,701
Claims on customers under acceptance credits	-	-	-	-	199,339	1,040,339	-	-	-	-	1,239,678
Staff financing	19,007	-	-	66,701	-	-	-	107	-	-	85,815
Revolving financing	-	-	-	1,660,102	-	-	-	-	-	-	1,660,102
Credit card	-	-	-	12,898	-	-	-	-	-	-	12,898
Ar-Rahnu	-	-	-	303,100	-	-	-	-	-	-	303,100
Total gross financing	1,442,814	144,954	963	20,436,592	275,216	1,154,163	9,280	107	721,030	73,351	24,258,470
Fair value changes arising from fair value hedge ¹	-	-	-	17,078	-	-	-	-	-	-	17,078
	1,442,814	144,954	963	20,453,670	275,216	1,154,163	9,280	107	721,030	73,351	24,275,548
Less : Allowance for impaired financing At amortised cost											
-Stage 1 - 12 Months ECL	(2,966)	(232)	(9)	(123,748)	(299)	(1,251)	(14)	-	(377)	-	(128,896)
-Stage 2 - Lifetime ECL not credit impaired	(1,477)	(250)	(33)	(23,800)	-	(75)	-	-	(32)	-	(25,667)
-Stage 3 - Lifetime ECL credit impaired	(4,780)	(516)	(187)	(94,456)	(3,904)	-	-	-	(75)	-	(103,918)
Total net financing ²	1,433,591	143,956	734	20,211,666	271,013	1,152,837	9,266	107	720,546	73,351	24,017,067

¹ With the discontinuation of the fair value hedge, the unamortised fair value are amortised to profit or loss over the remaining maturity of the hedged item.

² Included in total net financing are financing at fair value through profit or loss amounting RM365,831,000 (2021: RM343,144,000) which mainly consists of the BNM established financing facility to provide relief and support recovery for SMEs in the services sector affected by the containment measures since June 2020.

Bank Muamalat Malaysia Berhad
(Incorporated in Malaysia)

7. Financing of customers (cont'd.)

(i) By type and Shariah contracts (cont'd.)

Group 31 December 2021	Bai' Bithaman Ajil RM'000	Ijarah Thumma Al-Bai RM'000	Inah RM'000	Tawarruq RM'000	Bai' Al-Dayn RM'000	Murabahah RM'000	Istisna' RM'000	Qard RM'000	Murabahah to the Purchase Orderer RM'000	Shirkah Mutanaqisah RM'000	Total financing RM'000
Cash line	-	-	1,124	521,609	-	-	-	-	-	-	522,733
Term financing:											-
Home financing	1,351,309	-	-	4,437,624	-	-	10,128	-	-	-	5,799,061
Syndicated financing	-	-	-	561,017	-	-	-	-	-	-	561,017
Hire purchase receivables	66,640	221,620	-	-	-	-	-	-	362,215	-	650,475
Personal financing	35,792	-	10	5,677,081	-	-	-	-	-	-	5,712,883
Other term financing	142,060	-	-	3,884,336	-	-	20,275	106	-	79,836	4,126,613
Trust receipts	-	-	-	-	44,644	115,099	-	-	-	-	159,743
Claims on customers											-
under acceptance credits	-	-	-	-	151,596	1,005,348	-	-	-	-	1,156,944
Staff financing	23,230	-	-	70,181	-	-	-	94	-	-	93,505
Revolving financing	-	-	-	1,794,453	-	-	-	-	-	-	1,794,453
Credit card	-	-	-	19	-	-	-	-	-	-	19
Ar-Rahnu	-	-	-	272,570	-	-	-	-	-	-	272,570
Total gross financing	1,619,031	221,620	1,134	17,218,890	196,240	1,120,447	30,403	200	362,215	79,836	20,850,016
Fair value changes arising from fair value hedge	-	-	-	48,238	-	-	-	-	-	-	48,238
	1,619,031	221,620	1,134	17,267,128	196,240	1,120,447	30,403	200	362,215	79,836	20,898,254
Less : Allowance for impaired financing											
At amortised cost											
-Stage 1 - 12 Months ECL	(7,480)	(348)	(15)	(106,203)	(728)	(1,656)	(110)	-	(228)	-	(116,768)
-Stage 2 - Lifetime ECL not credit impaired	(2,673)	(357)	(34)	(30,589)	(39)	(349)	-	-	(5)	-	(34,046)
-Stage 3 - Lifetime ECL credit impaired	(8,354)	(352)	(177)	(67,173)	-	(32)	(14)	-	(32)	-	(76,134)
Total net financing*	1,600,524	220,563	908	17,063,163	195,473	1,118,410	30,279	200	361,950	79,836	20,671,306

* Included in total net financing are financing at fair value through profit or loss amounting RM1,043,144,000 (2020: RM924,877,000) which mainly consists of hedged assets that are hedged against Islamic profit rate swap.

Bank Muamalat Malaysia Berhad
(Incorporated in Malaysia)

7. Financing of customers (cont'd.)

(i) By type and Shariah contracts (cont'd.)

Bank	Bai' Bithaman	Ijarah Thumma Al-Bai	Inah	Tawarruq	Bai' Al-Dayn	Murabahah	Istisna'	Qard	Murabahah to the Purchase Orderer	Total financing
31 December 2022	RM'000	RM'000	RM'000	RM'000	RM'000	RM'000	RM'000	RM'000	RM'000	RM'000
Cash line	-	-	962	407,608	-	-	-	-	-	408,570
Term financing:										
Home financing	1,220,143	-	-	6,158,460	-	-	9,280	-	-	7,387,883
Syndicated financing	-	-	-	555,291	-	-	-	-	-	555,291
Hire purchase receivables	53,339	144,954	-	-	-	-	-	-	721,030	919,323
Personal financing	32,513	-	1	6,863,968	-	-	-	-	-	6,896,482
Other term financing	117,812	-	-	4,408,463	-	-	-	62,698	-	4,588,973
Trust receipts	-	-	-	-	75,877	113,824	-	-	-	189,701
Claims on customers under acceptance credits	-	-	-	-	199,339	1,040,339	-	-	-	1,239,678
Staff financing	19,007	-	-	66,701	-	-	-	107	-	85,815
Revolving financing	-	-	-	1,660,102	-	-	-	-	-	1,660,102
Credit card	-	-	-	12,898	-	-	-	-	-	12,898
Ar-Rahnu	-	-	-	303,100	-	-	-	-	-	303,100
Total gross financing	1,442,814	144,954	963	20,436,591	275,216	1,154,163	9,280	62,805	721,030	24,247,816
Fair value changes arising from fair value hedge ¹	-	-	-	17,078	-	-	-	-	-	17,078
	1,442,814	144,954	963	20,453,669	275,216	1,154,163	9,280	62,805	721,030	24,264,894
Less : Allowance for impaired financing										
At amortised cost										
-Stage 1 - 12 Months ECL	(2,966)	(232)	(9)	(123,748)	(299)	(1,251)	(14)	-	(377)	(128,896)
-Stage 2 - Lifetime ECL not credit impaired	(1,477)	(250)	(33)	(23,800)	-	(75)	-	-	(32)	(25,667)
-Stage 3 - Lifetime ECL credit impaired	(4,780)	(516)	(187)	(94,456)	(3,904)	-	-	-	(75)	(103,918)
Total net financing ²	1,433,591	143,956	734	20,211,665	271,013	1,152,837	9,266	62,805	720,546	24,006,413

¹ With the discontinuation of the fair value hedge, the unamortised fair value are amortised to profit or loss over the remaining maturity of the hedged item.

² Included in total net financing are financing at fair value through profit or loss amounting RM355,178,000 (2021: RM333,455,000) which mainly consists of the BNM established financing facility to provide relief and support recovery for SMEs in the services sector affected by the containment measures since June 2020.

Bank Muamalat Malaysia Berhad
(Incorporated in Malaysia)

7. Financing of customers (cont'd.)

(i) By type and Shariah contracts (cont'd.)

Bank	Bai'	Ijarah			Bai'				Murabahah to	Total
31 December 2021	Bithaman	Thumma	Inah	Tawarruq	Al-Dayn	Murabahah	Istisna'	Qard	the Purchase	financing
	Ajil	Al-Bai							Orderer	
	RM'000	RM'000	RM'000	RM'000	RM'000	RM'000	RM'000	RM'000	RM'000	RM'000
Cash line	-	-	1,124	521,609	-	-	-	-	-	522,733
Term financing:										
Home financing	1,351,309	-	-	4,437,624	-	-	10,128	-	-	5,799,061
Syndicated financing	-	-	-	561,017	-	-	-	-	-	561,017
Hire purchase receivables	66,640	221,620	-	-	-	-	-	-	362,215	650,475
Personal financing	35,792	-	10	5,677,081	-	-	-	-	-	5,712,883
Other term financing	142,060	-	-	3,884,336	-	-	20,275	70,254	-	4,116,925
Trust receipts	-	-	-	-	44,644	115,099	-	-	-	159,743
Claims on customers										-
under acceptance										-
credits	-	-	-	-	151,596	1,005,348	-	-	-	1,156,944
Staff financing	23,230	-	-	70,181	-	-	-	94	-	93,505
Revolving financing	-	-	-	1,794,453	-	-	-	-	-	1,794,453
Credit card	-	-	-	19	-	-	-	-	-	19
Ar-Rahnu	-	-	-	272,570	-	-	-	-	-	272,570
Total gross financing	1,619,031	221,620	1,134	17,218,890	196,240	1,120,447	30,403	70,348	362,215	20,840,328
Fair value changes arising										
from fair value hedge	-	-	-	48,238	-	-	-	-	-	48,238
	1,619,031	221,620	1,134	17,267,128	196,240	1,120,447	30,403	70,348	362,215	20,888,566
Less : Allowance for impaired financing										
At amortised cost										
-Stage 1 - 12 Months ECL	(7,480)	(348)	(15)	(106,203)	(728)	(1,656)	(110)	-	(228)	(116,768)
-Stage 2 - Lifetime ECL not credit impaired	(2,673)	(357)	(34)	(30,589)	(39)	(349)	-	-	(5)	(34,046)
-Stage 3 - Lifetime ECL credit impaired	(8,354)	(352)	(177)	(67,173)	-	(32)	(14)	-	(32)	(76,134)
Total net financing*	1,600,524	220,563	908	17,063,163	195,473	1,118,410	30,279	70,348	361,950	20,661,618

* Included in total net financing are financing at fair value through profit or loss amounting RM1,033,455,000 (2020: RM919,262,000) which mainly consists of hedged assets that are hedged against Islamic profit rate swap.

Bank Muamalat Malaysia Berhad
(Incorporated in Malaysia)

7. Financing of customers (cont'd.)

(i) By type and Shariah contracts (cont'd.)

	Group	
	2022	2021
	RM'000	RM'000
Uses of Qard fund:		
Staff financing	107	94
Other term financing	-	106
	107	200
	Bank	
	2022	2021
	RM'000	RM'000
Staff financing	107	94
Other term financing	62,698	70,254
	62,805	70,348

(ii) By type of customer

	Group	
	2022	2021
	RM'000	RM'000
Domestic non-banking institutions	603,207	459,819
Domestic business enterprises		
- Small business enterprises	901,304	728,368
- Others	4,756,693	4,666,225
Government and statutory bodies	929,165	944,525
Individuals	17,052,946	14,034,406
Other domestic entities	9,821	10,119
Foreign entities	5,334	6,554
Gross financing	24,258,470	20,850,016

Bank Muamalat Malaysia Berhad
(Incorporated in Malaysia)

7. Financing of customers (cont'd.)

(ii) By type of customer (cont'd.)

	Bank	
	2022	2021
	RM'000	RM'000
Domestic non-banking institutions	603,207	459,819
Domestic business enterprises		
- Small business enterprises	901,304	728,368
- Others	4,746,039	4,656,537
Government and statutory bodies	929,165	944,525
Individuals	17,052,946	14,034,406
Other domestic entities	9,821	10,119
Foreign entities	5,334	6,554
Gross financing	24,247,816	20,840,328

(iii) By profit rate sensitivity

	Group	
	2022	2021
	RM'000	RM'000
Fixed rate:		
Home financing	154,064	180,050
Hire purchase receivables	919,322	650,474
Others	3,069,535	3,211,564
Variable rate:		
Home financing	7,324,663	5,699,621
Others	12,790,886	11,108,307
Gross financing	24,258,470	20,850,016

	Bank	
	2022	2021
	RM'000	RM'000
Fixed rate:		
Home financing	154,064	180,050
Hire purchase receivables	919,322	650,474
Others	3,058,881	3,201,876
Variable rate:		
Home financing	7,324,663	5,699,621
Others	12,790,886	11,108,307
Gross financing	24,247,816	20,840,328

Bank Muamalat Malaysia Berhad
(Incorporated in Malaysia)

7. Financing of customers (cont'd.)

(iv) By sector

	Group	
	2022	2021
	RM'000	RM'000
Agriculture	97,891	76,432
Mining and quarrying	5,365	967
Manufacturing	968,623	982,214
Electricity, gas and water	115,809	101,336
Construction	574,334	553,493
Household	17,058,280	14,040,960
Real estate	1,014,423	1,154,085
Wholesale, retail and restaurant	1,049,368	974,568
Transport, storage and communication	191,077	67,751
Finance, takaful and business services	1,651,457	1,368,761
Community, social and personal service	602,678	584,924
Government and statutory bodies	929,165	944,525
Gross financing	24,258,470	20,850,016

	Bank	
	2022	2021
	RM'000	RM'000
Agriculture	97,891	76,432
Mining and quarrying	5,365	967
Manufacturing	968,623	982,214
Electricity, gas and water	115,809	101,336
Construction	574,334	553,493
Household	17,058,280	14,040,960
Real estate	1,014,423	1,154,085
Wholesale, retail and restaurant	1,049,368	974,568
Transport, storage and communication	191,077	67,751
Finance, takaful and business services	1,651,456	1,368,761
Community, social and personal service	592,025	575,236
Government and statutory bodies	929,165	944,525
Gross financing	24,247,816	20,840,328

Bank Muamalat Malaysia Berhad
(Incorporated in Malaysia)

7. Financing of customers (cont'd.)

(v) By residual contractual maturity

	Group	
	2022	2021
	RM'000	RM'000
Maturity		
- within one year	5,777,502	5,532,888
- more than one to five years	8,216,388	6,934,054
- more than five years	10,264,580	8,383,074
Gross financing	24,258,470	20,850,016

	Bank	
	2022	2021
	RM'000	RM'000
Maturity		
- within one year	5,777,502	5,581,126
- more than one to five years	8,216,388	6,885,816
- more than five years	10,253,926	8,373,386
Gross financing	24,247,816	20,840,328

(vi) By geographical area

	Group	
	2022	2021
	RM'000	RM'000
Domestic	24,258,470	20,850,016
Gross financing	24,258,470	20,850,016

	Bank	
	2021	2020
	RM'000	RM'000
Domestic	24,247,816	20,840,328
Gross financing	24,247,816	20,840,328

Bank Muamalat Malaysia Berhad
(Incorporated in Malaysia)

7. Financing of customers (cont'd.)

(vii) By economic purpose

	Group	
	2022	2021
	RM'000	RM'000
Purchase of securities	1,043,586	1,109,362
Purchase of transport vehicles	913,687	643,061
Purchase of landed properties of which:		
– residential	7,027,815	5,605,775
– non-residential	393,579	320,526
Purchase of fixed assets (excluding landed properties)	295,636	200,251
Personal use	7,646,943	6,347,441
Construction	772,011	856,049
Working capital	5,496,055	5,347,450
Other purposes	669,158	420,101
Gross financing	24,258,470	20,850,016

	Bank	
	2022	2021
	RM'000	RM'000
Purchase of securities	1,043,586	1,109,362
Purchase of transport vehicles	913,687	643,061
Purchase of landed properties of which:		
– residential	7,027,815	5,605,775
– non-residential	393,579	320,526
Purchase of fixed assets (excluding landed properties)	295,636	200,251
Personal use	7,646,943	6,347,441
Construction	772,011	856,049
Working capital	5,485,401	5,337,762
Other purposes	669,158	420,101
Gross financing	24,247,816	20,840,328

Bank Muamalat Malaysia Berhad
(Incorporated in Malaysia)

7. Financing of customers (cont'd.)

(viii) Movements in the gross carrying amount of financing of customers

Group	Stage 1 RM'000	Stage 2 RM'000	Stage 3 RM'000	Total RM'000
At 31 December 2022				
At 1 January 2022	20,476,429	201,514	172,073	20,850,016
Total transfer within stages:				
Transfer to Stage 1	571,588	(527,587)	(44,001)	-
Transfer to Stage 2	(1,000,436)	1,047,063	(46,627)	-
Transfer to Stage 3	(98,766)	(170,624)	269,390	-
New financial assets originated	6,259,695	-	-	6,259,695
Financial assets derecognised	(2,698,830)	(33,530)	(101,904)	(2,834,264)
Effects of modifications to contractual cash flows of financial assets	25,654	343	957	26,954
Amount written - off	-	-	(43,931)	(43,931)
At 31 December 2022	<u>23,535,334</u>	<u>517,179</u>	<u>205,957</u>	<u>24,258,470</u>
Group	Stage 1 RM'000	Stage 2 RM'000	Stage 3 RM'000	Total RM'000
At 31 December 2021				
At 1 January 2021	17,743,341	278,141	194,711	18,216,193
Total transfer within stages:				
Transfer to Stage 1	615,209	(563,863)	(51,346)	-
Transfer to Stage 2	(555,597)	614,904	(59,307)	-
Transfer to Stage 3	(68,542)	(100,493)	169,035	-
New financial assets originated	4,589,942	-	-	4,589,942
Financial assets derecognised	(1,852,885)	(27,185)	(40,854)	(1,920,924)
Effects of modifications to contractual cash flows of financial assets	4,961	10	906	5,877
Amount written - off	-	-	(41,072)	(41,072)
At 31 December 2021	<u>20,476,429</u>	<u>201,514</u>	<u>172,073</u>	<u>20,850,016</u>

Bank Muamalat Malaysia Berhad
(Incorporated in Malaysia)

7. Financing of customers (cont'd.)

(viii) Movements in the gross carrying amount of financing of customers (cont'd.)

Bank	Stage 1 RM'000	Stage 2 RM'000	Stage 3 RM'000	Total RM'000
At 31 December 2022				
At 1 January 2022	20,466,741	201,514	172,073	20,840,328
Total transfer within stages:				
Transfer to Stage 1	571,588	(527,587)	(44,001)	-
Transfer to Stage 2	(1,000,436)	1,047,063	(46,627)	-
Transfer to Stage 3	(98,766)	(170,624)	269,390	-
New financial assets originated	6,258,729	-	-	6,258,729
Financial assets derecognised	(2,698,830)	(33,530)	(101,904)	(2,834,264)
Effects of modifications to contractual cash flows of financial assets	25,654	343	957	26,954
Amount written - off	-	-	(43,931)	(43,931)
At 31 December 2022	<u>23,524,680</u>	<u>517,179</u>	<u>205,957</u>	<u>24,247,816</u>
Bank	Stage 1 RM'000	Stage 2 RM'000	Stage 3 RM'000	Total RM'000
At 31 December 2021				
At 1 January 2021	17,737,726	278,141	194,711	18,210,578
Total transfer within stages:				
Transfer to Stage 1	615,209	(563,863)	(51,346)	-
Transfer to Stage 2	(555,597)	614,904	(59,307)	-
Transfer to Stage 3	(68,542)	(100,493)	169,035	-
New financial assets originated	4,585,869	-	-	4,585,869
Financial assets derecognised	(1,852,885)	(27,185)	(40,854)	(1,920,924)
Effects of modifications to contractual cash flows of financial assets	4,961	10	906	5,877
Amount written - off	-	-	(41,072)	(41,072)
At 31 December 2021	<u>20,466,741</u>	<u>201,514</u>	<u>172,073</u>	<u>20,840,328</u>

Bank Muamalat Malaysia Berhad
(Incorporated in Malaysia)

7. Financing of customers (cont'd.)

(ix) Movements in the loss allowance for financing of customers

Group and Bank	Stage 1 12 Months ECL RM'000	Stage 2 Lifetime ECL not credit impaired RM'000	Stage 3 Lifetime ECL credit impaired RM'000	Total ECL RM'000
At 31 December 2022				
At 1 January 2022	116,768	34,046	76,134	226,948
Transfer to Stage 1	21,595	(16,691)	(4,904)	-
Transfer to Stage 2	(13,744)	30,858	(17,114)	-
Transfer to Stage 3	(299)	(21,230)	21,529	-
Allowance (written back)/made	(21,430)	(641)	75,476	53,405
New financing originated	127,358	-	-	127,358
Financing derecognised	(101,357)	(675)	(3,285)	(105,317)
Amount written-off	-	-	(43,918)	(43,918)
Exchange difference	5	-	-	5
At 31 December 2022	128,896	25,667	103,918	258,481

Group and Bank	Stage 1 12 Months ECL RM'000	Stage 2 Lifetime ECL not credit impaired RM'000	Stage 3 Lifetime ECL credit impaired RM'000	Total ECL RM'000
At 31 December 2021				
At 1 January 2021	94,984	8,561	87,944	191,489
Transfer to Stage 1	28,881	(15,814)	(13,067)	-
Transfer to Stage 2	(15,730)	46,216	(30,486)	-
Transfer to Stage 3	(1,755)	(3,979)	5,734	-
Allowance (written back)/made	(24,496)	(1,002)	73,264	47,766
New financing originated	99,651	-	-	99,651
Financing derecognised	(64,766)	64	(6,560)	(71,262)
Amount written-off	-	-	(40,695)	(40,695)
Exchange difference	(1)	-	-	(1)
At 31 December 2021	116,768	34,046	76,134	226,948

Bank Muamalat Malaysia Berhad
(Incorporated in Malaysia)

8(a). Impaired financing

(i) Movements in the impaired financing

As at 31 December 2022

	Group RM'000	Bank RM'000
At 1 January 2022	172,073	172,073
Classified as impaired during the year	277,388	277,388
Reclassified as performing during the year	(78,832)	(78,832)
Recovered during the year	(88,666)	(88,666)
Written off during the year	(43,931)	(43,931)
Derecognised	(32,075)	(32,075)
Gross impaired financing	205,957	205,957
Less: Stage 3 - Lifetime ECL credit impaired	(103,918)	(103,918)
Net impaired financing	102,039	102,039

Calculation ratio of impaired financing:

Gross financing of customers	24,258,470	24,247,816
Less: Stage 3 - Lifetime ECL credit impaired	(103,918)	(103,918)
Net financing of customers	24,154,552	24,143,898

Ratio of gross impaired financing to total financing	0.85%	0.85%
--	-------	-------

Net impaired financing ratio	0.42%	0.42%
------------------------------	-------	-------

As at 31 December 2021

At 1 January 2021	194,711	194,711
Classified as impaired during the year	177,119	177,119
Reclassified as performing during the year	(97,705)	(97,705)
Recovered during the year	(60,980)	(60,980)
Written off during the year	(41,072)	(41,072)
Gross impaired financing	172,073	172,073
Less: Stage 3 - Lifetime ECL credit impaired	(76,134)	(76,134)
Net impaired financing	95,939	95,939

Calculation ratio of impaired financing:

Gross financing of customers	20,850,016	20,840,328
Less: Stage 3 - Lifetime ECL credit impaired	(76,134)	(76,134)
Net financing of customers	20,773,882	20,764,194

Ratio of gross impaired financing to total financing	0.83%	0.83%
--	-------	-------

Net impaired financing ratio	0.46%	0.46%
------------------------------	-------	-------

Bank Muamalat Malaysia Berhad
(Incorporated in Malaysia)

8(a). Impaired financing (cont'd.)

(ii) Impaired financing by geographical area

	Group and Bank	
	2022	2021
	RM'000	RM'000
Domestic	205,957	172,073

(iii) Impaired financing by sector

	Group and Bank	
	2022	2021
	RM'000	RM'000
Manufacturing	22,502	31,670
Construction	3,527	1,189
Household	148,280	114,197
Real estate	14,263	17,963
Electricity, gas and water	3,951	-
Wholesale and retail and restaurant	9,317	4,328
Transport, storage and communication	1,554	1,026
Finance, takaful and business services	1,956	829
Mining & Quarrying	1	32
Community, social and personal service	606	839
	205,957	172,073

(iv) Impaired financing by economic purpose

	Group and Bank	
	2022	2021
	RM'000	RM'000
Purchase of securities	49	4
Purchase of transport vehicles	1,548	1,384
Purchase of landed properties of which:		
- Residential	55,675	67,385
- Non-residential	21,636	22,955
Personal use	81,302	38,085
Working capital	40,434	41,797
Other purposes	5,313	463
	205,957	172,073

196501000376 (6175-W)

Bank Muamalat Malaysia Berhad
(Incorporated in Malaysia)

8(b). Exposures to COVID-19 impacted financing

(i) Disclosure for impacted sectors

Group and Bank	Financing of customers					
	On-balance sheet (net of impairment)		Undrawn (off-balance sheet)		Total exposures	
	2022 RM'000	2021 RM'000	2022 RM'000	2021 RM'000	2022 RM'000	2021 RM'000
Retail and wholesale/trading	972,993	906,841	99,605	67,522	1,072,598	974,363
Accommodation	1,112	1,265	663	652	1,775	1,917
Travel agencies/tourism	3,696	4,041	1,201	500	4,897	4,541
Airline/aviation	-	4,738	-	5	-	4,743
Food and beverage services/restaurants	65,946	62,134	24,512	36,757	90,458	98,891
	1,043,747	979,019	125,981	105,436	1,169,728	1,084,455

196501000376 (6175-W)

Bank Muamalat Malaysia Berhad
(Incorporated in Malaysia)

8(b). Exposures to COVID-19 impacted financing (cont'd)

(ii) Disclosure for COVID-19 customer relief and support measures

PAYMENT ASSISTANCE (Targeted Payment Assistance/Enhanced Targeted Payment Assistance)

Group and Bank

Financing of customers:

	Retail customers as at 31 December 2022					Non-Retail customers as at 31 December 2022				
	Home financing	Hire Purchase Receivables	Personal financing	Others	Total	SMEs		Corporates		Total
	RM'000	RM'000	RM'000	RM'000	RM'000	Stage 1 RM'000	Stage 2 RM'000	Stage 1 RM'000	Stage 2 RM'000	RM'000
Total payment moratoriums	-	-	-	-	-	17,927	5,629	-	-	23,556
Under payment assistance programme	-	-	-	-	-	865	2,550	-	-	3,415
Resumed payments	-	-	-	-	-	17,062	3,079	-	-	20,141
Missed payments	-	-	-	-	-	-	-	-	-	-
Delinquent	-	-	-	-	-	-	-	-	-	-
Impaired	-	-	-	-	-	-	-	-	-	-
As a percentage of total:	-	-	-	-	-	4.83%	45.30%	-	-	14.50%
Under payment assistance programme	-	-	-	-	-	95.17%	54.70%	-	-	85.50%
Resumed payments	-	-	-	-	-	-	-	-	-	0.00%
Missed payments	-	-	-	-	-	-	-	-	-	-
	0.00%	0.00%	0.00%	0.00%	0.00%	100.00%	100.00%	0.00%	0.00%	100.00%

Group and Bank

Financing of customers:

	Retail customers as at 31 December 2021					Non-Retail customers as at 31 December 2021				
	Home financing	Hire Purchase Receivables	Personal financing	Others	Total	SMEs		Corporates		Total
	RM'000	RM'000	RM'000	RM'000	RM'000	Stage 1 RM'000	Stage 2 RM'000	Stage 1 RM'000	Stage 2 RM'000	RM'000
Total payment moratoriums	2,160,566	143,228	2,536,485	159,013	4,999,292	74,582	94	780,528	78,603	933,807
Under payment assistance programme	1,887,602	127,304	2,308,024	126,462	4,449,392	61,879	-	278,485	27,921	368,285
Resumed payments	271,669	15,662	227,525	32,551	547,407	12,703	94	502,043	49,933	564,773
Missed payments	1,295	262	936	-	2,493	-	-	-	749	749
Delinquent	1,295	262	930	-	2,487	-	-	-	749	749
Impaired	-	-	6	-	6	-	-	-	-	-
As a percentage of total:	87.37%	88.88%	90.99%	79.53%	89.00%	82.97%	0.00%	35.68%	35.52%	39.44%
Under payment assistance programme	12.57%	10.94%	8.97%	20.47%	10.95%	17.03%	100.00%	64.32%	63.53%	60.48%
Resumed payments	0.06%	0.18%	0.04%	-	0.05%	-	-	-	0.95%	0.08%
Missed payments	-	-	-	-	-	-	-	-	-	-
	100.00%	100.00%	100.00%	100.00%	100.00%	100.00%	100.00%	100.00%	100.00%	100.00%

Bank Muamalat Malaysia Berhad
(Incorporated in Malaysia)

8(b). Exposures to COVID-19 impacted financing (cont'd.)

(iii) Overlays and adjustments for expected credit losses amid COVID-19 environment with remaining uncertainties and emerging risks.

As the current MFRS 9 *Financial Instruments* models are not expected to generate the levels of ECL with sufficient reliability yet in view of remaining COVID-19 uncertainties and emerging risks from the current economic environment, overlays and post-model adjustments have been applied to determine a sufficient overall level of ECL as of the financial year ended 31 December 2022.

The overlays and post-model adjustments involved significant level of judgement and reflect the management's views of possible severities of the pandemic and paths of recovery in the forward looking assessment for ECL estimation purposes.

The financing customers who have received payment supports remain in their existing stages unless they have been individually identified as not viable or with subsequent indicators of significant increase in credit risk from each of their pre-COVID-19 status. The overlays and post-model adjustments were generally made at portfolio level in determining the sufficient level of ECL.

The total ECL overlays for the financial year ended 31 December 2022 is approximately 12.4% (2021: 29.7%) of the Bank's total ECL.

Bank Muamalat Malaysia Berhad
(Incorporated in Malaysia)

9. Other assets

	Group	
	2022	2021
	RM'000	RM'000
Deposits	6,956	6,764
Prepayments	11,423	7,490
Tax recoverable	14,779	6,683
Foreclosed properties	-	8,604
Golf club membership	500	500
Other receivables	12,258	5,640
	45,916	35,681
Less: Accumulated impairment losses (Note 9(a))	(1,225)	(1,981)
	44,691	33,700

	Bank	
	2022	2021
	RM'000	RM'000
Deposits	6,856	6,665
Prepayments	11,370	7,439
Tax recoverable	14,779	6,683
Foreclosed properties	-	8,604
Golf club membership	500	500
Other receivables	11,913	5,191
	45,418	35,082
Less: Accumulated impairment losses (Note 9(a))	(1,225)	(1,981)
	44,193	33,101

(a) Movements in the accumulated impairment losses are as follows:

	Group and Bank	
	2022	2021
	RM'000	RM'000
At 1 January 2022/2021	(1,981)	(1,567)
Allowance written off/(made)	756	(414)
At 31 December 2022/2021	(1,225)	(1,981)

Bank Muamalat Malaysia Berhad
(Incorporated in Malaysia)

10. Statutory deposits with Bank Negara Malaysia

The statutory deposits are maintained with Bank Negara Malaysia in compliance with Section 26(2)(c) and Section 26(3) of the Central Bank of Malaysia Act, 2009, the amounts of which are determined at set percentages of total eligible liabilities.

11. Investment in subsidiaries

	Bank	
	2022	2021
	RM'000	RM'000
Unquoted shares at cost - in Malaysia	13,823	13,823
Less: Accumulated impairment losses	(664)	(664)
	13,159	13,159

Details of the subsidiary companies that are all incorporated in Malaysia are as follows:

Name	Principal activities	Percentage of equity held		Paid up capital	
		2022	2021	2022	2021
		%	%	RM	RM
Muamalat Invest Sdn. Bhd.	Provision of Islamic Fund Management Services	100	100	13,000,000	13,000,000
Muamalat Venture Sdn. Bhd.	Islamic Venture Capital	100	100	100,002	100,002
Muamalat Nominees (Tempatan) Sdn. Bhd.	Dormant	100	100	2,500	2,500
Muamalat Nominees (Asing) Sdn. Bhd.	Dormant	100	100	2,500	2,500

The companies above are audited by a firm of chartered accountants, Ernst & Young PLT, Malaysia

Bank Muamalat Malaysia Berhad
(Incorporated in Malaysia)

12. Investment properties

Group and Bank

	Freehold land RM'000	Building on freehold land RM'000	Investment properties under construction RM'000	Total RM'000
As at 31 December 2022				
As at 1 January 2022	14,431	42,133	-	56,564
As at 31 December 2022	14,431	42,133	-	56,564
As at 31 December 2021				
As at 1 January 2021	13,961	37,849	4,079	55,889
Change in fair value recognised in profit or loss (Note 29)	470	205	-	675
Reclassification	-	4,079	(4,079)	-
As at 31 December 2021	14,431	42,133	-	56,564

The Group's and the Bank's investment properties consist of a few units of commercial properties and a few pieces of undeveloped freehold commercial land.

As at 31 December 2022, the fair values of the properties are based on valuations performed by Proharta Consultancy Sdn. Bhd together with Rahim & Co International Sdn Bhd, accredited independent valuers. A valuation approach as guided by the Malaysian Valuation Standards as issued by the Board of Valuers, Appraisers, Estate Agents and Property Managers, has been applied. Fair value hierarchy disclosures for investment properties have been further disclosed in Note 47.

Description of valuation techniques used and key inputs to valuation on investment properties:

Types of investment properties	Valuation Technique	Significant unobservable inputs
- Buildings on freehold land	Direct	Selling price per square foot ("psf") of comparable properties sold adjusted for location, size and shape of land, planning provisions, land tenure, title restrictions and any other characteristics.
- Freehold land	comparison method ("DCM")	

Bank Muamalat Malaysia Berhad
(Incorporated in Malaysia)

13. Intangible assets

Group	Computer software RM'000	Software under development RM'000	Total RM'000
As at 31 December 2022			
Cost			
As at 1 January 2022	306,934	11,320	318,254
Additions	1,749	57,134	58,883
Write off (Note 37)	32	-	32
Reclassification	46,286	(46,286)	-
As at 31 December 2022	<u>355,001</u>	<u>22,168</u>	<u>377,169</u>
Accumulated amortisation			
As at 1 January 2022	241,583	-	241,583
Charge for the year (Note 37)	24,711	-	24,711
Write off (Note 37)	32	-	32
As at 31 December 2022	<u>266,326</u>	<u>-</u>	<u>266,326</u>
Carrying amount as at 31 December 2022	<u>88,675</u>	<u>22,168</u>	<u>110,843</u>
As at 31 December 2021			
Cost			
As at 1 January 2021	282,547	3,262	285,809
Additions	1,354	31,307	32,661
Write off (Note 37)	-	(216)	(216)
Reclassification	23,033	(23,033)	-
As at 31 December 2021	<u>306,934</u>	<u>11,320</u>	<u>318,254</u>
Accumulated amortisation			
As at 1 January 2021	220,616	-	220,616
Charge for the period (Note 37)	20,967	-	20,967
As at 31 December 2021	<u>241,583</u>	<u>-</u>	<u>241,583</u>
Carrying amount as at 31 December 2021	<u>65,351</u>	<u>11,320</u>	<u>76,671</u>

Bank Muamalat Malaysia Berhad
(Incorporated in Malaysia)

13. Intangible assets (cont'd.)

Bank	Computer software RM'000	Software under development RM'000	Total RM'000
As at 31 December 2022			
Cost			
As at 1 January 2022	305,924	11,023	316,947
Additions	1,716	57,086	58,802
Write off (Note 37)	32	-	32
Reclassification	45,941	(45,941)	-
As at 31 December 2022	353,613	22,168	375,781
Accumulated amortisation			
As at 1 January 2022	240,580	-	240,580
Charge for the year (Note 37)	24,678	-	24,678
Write off (Note 37)	32	-	32
As at 31 December 2022	265,290	-	265,290
Carrying amount as at 31 December 2022	88,323	22,168	110,491
As at 31 December 2021			
Cost			
As at 1 January 2021	281,543	3,047	284,590
Additions	1,348	31,225	32,573
Write off (Note 37)	-	(216)	(216)
Reclassification	23,033	(23,033)	-
As at 31 December 2021	305,924	11,023	316,947
Accumulated amortisation			
As at 1 January 2021	219,613	-	219,613
Charge for the period (Note 37)	20,967	-	20,967
As at 31 December 2021	240,580	-	240,580
Carrying amount as at 31 December 2021	65,344	11,023	76,367

Bank Muamalat Malaysia Berhad
(Incorporated in Malaysia)

14. Property, plant and equipment

Group	Freehold land and building RM'000	Office building RM'000	Furniture, fixtures, fittings, motor vehicle, equipment & renovation RM'000	Work-in -progress RM'000	Total RM'000
As at 31 December 2022					
Cost					
As at 1 January 2022	19,209	19,389	283,626	-	322,224
Additions	-	-	5,097	1,822	6,919
Write off (Note 37)	-	-	(5,050)	-	(5,050)
Reclassification	-	-	1,753	(1,767)	(14)
As at 31 December 2022	<u>19,209</u>	<u>19,389</u>	<u>285,426</u>	<u>55</u>	<u>324,079</u>
Accumulated depreciation					
As at 1 January 2022	2,454	8,339	259,423	-	270,216
Charge for the year (Note 37)	480	485	10,236	-	11,201
Write off (Note 37)	-	-	(5,012)	-	(5,012)
As at 31 December 2022	<u>2,934</u>	<u>8,824</u>	<u>264,647</u>	<u>-</u>	<u>276,405</u>
Carrying amount as at 31 December 2022	<u>16,275</u>	<u>10,565</u>	<u>20,779</u>	<u>55</u>	<u>47,674</u>

Bank Muamalat Malaysia Berhad
(Incorporated in Malaysia)

14. Property, plant and equipment (cont'd.)

Group	Freehold land and building RM'000	Office building RM'000	Furniture, fixtures, fittings, motor vehicle, equipment & renovation RM'000	Work-in -progress RM'000	Total RM'000
As at 31 December 2021					
Cost					
As at 1 January 2021	19,209	19,389	275,244	-	313,842
Additions	-	-	8,015	869	8,884
Write off (Note 37)	-	-	(502)	-	(502)
Reclassification	-	-	869	(869)	-
As at 31 December 2021	19,209	19,389	283,626	-	322,224
Accumulated depreciation					
As at 1 January 2021	1,974	7,854	248,823	-	258,651
Charge for the period (Note 37)	480	485	11,092	-	12,057
Write off (Note 37)	-	-	(492)	-	(492)
As at 31 December 2021	2,454	8,339	259,423	-	270,216
Carrying amount as at 31 December 2021	16,755	11,050	24,203	-	52,008

Bank Muamalat Malaysia Berhad
(Incorporated in Malaysia)

14. Property, plant and equipment (cont'd.)

Bank	Freehold land and building RM'000	Office building RM'000	Furniture, fixtures, fittings, motor vehicle, equipment & renovation RM'000	Work-in -progress RM'000	Total RM'000
As at 31 December 2022					
Cost					
As at 1 January 2022	19,209	19,389	283,249	-	321,847
Additions	-	-	5,073	1,822	6,895
Write off (Note 37)	-	-	(5,050)	-	(5,050)
Reclassification	-	-	1,753	(1,767)	(14)
As at 31 December 2022	<u>19,209</u>	<u>19,389</u>	<u>285,025</u>	<u>55</u>	<u>323,678</u>
Accumulated depreciation					
As at 1 January 2022	2,454	8,339	259,092	-	269,885
Charge for the year (Note 37)	480	485	10,218	-	11,183
Write off (Note 37)	-	-	(5,012)	-	(5,012)
As at 31 December 2022	<u>2,934</u>	<u>8,824</u>	<u>264,298</u>	<u>-</u>	<u>276,056</u>
Carrying amount as at 31 December 2022	<u>16,275</u>	<u>10,565</u>	<u>20,727</u>	<u>55</u>	<u>47,622</u>

Bank Muamalat Malaysia Berhad
(Incorporated in Malaysia)

14. Property, plant and equipment (cont'd.)

Bank	Freehold land and building RM'000	Office building RM'000	Furniture, fixtures, fittings, motor vehicle, equipment & renovation RM'000	Work-in -progress RM'000	Total RM'000
As at 31 December 2021					
Cost					
As at 1 January 2021	19,209	19,389	274,888	-	313,486
Additions	-	-	7,994	869	8,863
Write off (Note 37)	-	-	(502)	-	(502)
Reclassification	-	-	869	(869)	-
As at 31 December 2021	19,209	19,389	283,249	-	321,847
Accumulated depreciation					
As at 1 January 2021	1,974	7,854	248,502	-	258,330
Charge for the period (Note 37)	480	485	11,082	-	12,047
Write off (Note 37)	-	-	(492)	-	(492)
As at 31 December 2021	2,454	8,339	259,092	-	269,885
Carrying amount as at 31 December 2021	16,755	11,050	24,157	-	51,962

Bank Muamalat Malaysia Berhad
(Incorporated in Malaysia)

15. Leases

15.1 Group and the Bank as a lessee

The Group and the Bank have leases for leasehold land, building and office equipment. Lease contracts are typically made for fixed periods of one (1) to three (3) years, but may have extension options.

With the exception of short-term leases and leases of low-value underlying assets, each lease is reflected on the statements of financial position as a right-of-use asset and a lease liability.

Leases are either non-cancellable or may only be cancelled by incurring a substantive termination fee. Some leases contain an option to extend the lease for a further term.

(a) Leases liabilities

	Profit rate (%)	Maturity	Group 2022 RM'000	2021 RM'000
Non-current	5.5	2023 - 2024	13,689	250
Non-current	4.5	2023 - 2024	18,622	24,186
Current	5.5	2022	5,122	7,315
			37,433	31,751

	Profit rate (%)	Maturity	Bank 2022 RM'000	2021 RM'000
Non-current	5.5	2023 - 2024	13,689	250
Non-current	4.5	2023 - 2024	18,622	24,186
Current	5.5	2022	5,122	7,315
			37,433	31,751

Bank Muamalat Malaysia Berhad
(Incorporated in Malaysia)

15. Leases (cont'd.)

15.1 Group and the Bank as a lessee (cont'd.)

(b) Lease payments not recognised as a liability

The Group and the Bank have elected not to recognise a lease liability for short term leases (leases with an expected term of twelve (12) months or less) or for leases of low value assets. Payments made under such leases are expensed on a straight-line basis.

The expenses relating to payments not included in the measurement of the lease liability during the financial period is as follows:

	Group and Bank	
	2022	2021
	RM'000	RM'000
Expenses relating to leases of low-value assets (included in administrative expenses)	402	2,010

As at the reporting date, the Group and the Bank were committed to low-value assets and the total commitment was RM214,925 (2021: RM446,921).

- (c) As at the reporting date, the Group's and the Bank's total future cash outflows for leases that had not yet commenced is nil.

Bank Muamalat Malaysia Berhad
(Incorporated in Malaysia)

15. Leases (cont'd.)**15.1 Group and the Bank as a lessee (cont'd.)****(d) Right-of-use assets**

The net book values of right-of-use assets are recognised and the movements during the year are shown as follows:

	Leasehold Land RM'000	Building RM'000	Office Equipment RM'000	Total RM'000
Group				
Net book value at 1 January 2022	209	29,214	-	29,423
Additions	-	1,419	8,016	9,435
Depreciation charge (Note 37)	(4)	(8,227)	(2,505)	(10,736)
Lease modification	-	7,365	-	7,365
Termination	-	(420)	-	(420)
Exchange difference	-	1	-	1
Net book value at 31 December 2022	205	29,352	5,511	35,068

31 December 2022

Cost	303	74,148	8,016	82,467
Accumulated depreciation	(98)	(44,796)	(2,505)	(47,399)
Net book value	205	29,352	5,511	35,068

	Leasehold Land RM'000	Building RM'000	Office Equipment RM'000	Total RM'000
Group				
Net book value at 1 January 2021	214	35,544	1,988	37,746
Additions	-	1,821	-	1,821
Depreciation charge (Note 37)	(5)	(8,478)	(1,988)	(10,471)
Lease modification	-	7,126	-	7,126
Termination	-	(6,800)	-	(6,800)
Exchange difference	-	1	-	1
Net book value at 31 December 2021	209	29,214	-	29,423

31 December 2021

Cost	303	66,431	11,271	78,005
Accumulated depreciation	(94)	(37,217)	(11,271)	(48,582)
Net book value	209	29,214	-	29,423

Bank Muamalat Malaysia Berhad
(Incorporated in Malaysia)

15. Leases (cont'd.)**15.1 Group and the Bank as a lessee (cont'd.)****(d) Right-of-use assets**

The net book values of right-of-use assets are recognised and the movements during the period are shown as follows:

	Leasehold Land RM'000	Building RM'000	Office Equipment RM'000	Total RM'000
Bank				
Net book value at 1 January 2022	209	29,214	-	29,423
Additions	-	1,419	8,016	9,435
Depreciation charge (Note 37)	(4)	(8,227)	(2,505)	(10,736)
Lease modification	-	7,365	-	7,365
Termination	-	(420)	-	(420)
Exchange difference	-	1	-	1
Net book value at 31 December 2022	205	29,352	5,511	35,068

31 December 2022

Cost	303	74,148	8,016	82,467
Accumulated depreciation	(98)	(44,796)	(2,505)	(47,399)
Net book value	205	29,352	5,511	35,068

	Leasehold Land RM'000	Building RM'000	Office Equipment RM'000	Total RM'000
Bank				
Net book value at 1 January 2021	214	29,386	1,988	31,588
Additions	-	1,821	-	1,821
Depreciation charge (Note 37)	(5)	(8,063)	(1,988)	(10,056)
Lease modification	-	7,126	-	7,126
Termination	-	(1,057)	-	(1,057)
Exchange difference	-	1	-	1
Net book value at 31 December 2021	209	29,214	-	29,423

31 December 2021

Cost	303	66,431	11,271	78,005
Accumulated depreciation	(94)	(37,217)	(11,271)	(48,582)
Net book value	209	29,214	-	29,423

Bank Muamalat Malaysia Berhad
(Incorporated in Malaysia)

15. Leases (cont'd.)

15.2 Group and the Bank as a lessor

The Group and the Bank have entered into commercial property leases on its investment properties. These non-cancellable leases have remaining lease terms of between one (1) and five (5) years. All leases include a clause to enable upward revision of the rental charge on an annual basis based on prevailing market conditions.

Future minimum rentals receivable under commitments and non-cancellable operating leases at the reporting date are as follows:

	Group	
	2022	2021
	RM'000	RM'000
Not later than 1 year	941	921
Later than 1 year but not later than 5 years	580	1,377
	1,521	2,298

	Bank	
	2022	2021
	RM'000	RM'000
Not later than 1 year	1,061	1,041
Later than 1 year but not later than 5 years	650	1,567
	1,711	2,608

Bank Muamalat Malaysia Berhad
(Incorporated in Malaysia)

16. Deferred tax assets/(liabilities)

	Group		Bank	
	2022	2021	2022	2021
	RM'000	RM'000	RM'000	RM'000
At beginning of the year	42,504	(11,474)	42,504	(11,826)
Recognised in the profit or loss (Note 40)	(7,131)	35,571	(7,131)	35,923
Recognised in other comprehensive income	1,069	18,407	1,069	18,407
At end of the year	36,442	42,504	36,442	42,504

Deferred tax assets and liabilities are offset when there is a legally enforceable right to set off current tax assets against current tax liabilities and when the deferred income taxes relate to the same fiscal authority. The following amounts, determined after appropriate offsetting, are shown in the statements of financial position as follows:

	Group		Bank	
	2022	2021	2022	2021
	RM'000	RM'000	RM'000	RM'000
Deferred tax assets, net	36,442	42,504	36,442	42,504

Deferred tax assets and liabilities prior to offsetting are summarised as follows:

	Group		Bank	
	2022	2021	2022	2021
	RM'000	RM'000	RM'000	RM'000
Deferred tax assets	52,920	58,170	52,920	58,170
Deferred tax liabilities	(16,478)	(15,666)	(16,478)	(15,666)
	36,442	42,504	36,442	42,504

Bank Muamalat Malaysia Berhad
(Incorporated in Malaysia)

16. Deferred tax assets/(liabilities) (cont'd.)

The components and movements of deferred tax assets and liabilities during the financial year prior to offsetting are as follows:

Deferred tax assets of the Group:

	Financial Investments at FVOCI RM'000	ECL RM'000	Leases RM'000	Property, plant and equipment & intangible asset RM'000	Provision for liabilities RM'000	Other temporary differences RM'000	Total RM'000
At 1 January 2022	12,673	25,168	761	7,316	11,841	411	58,170
Recognised in profit or loss	-	(2,295)	(144)	(3,053)	(664)	(163)	(6,319)
Recognised in other comprehensive income	1,069	-	-	-	-	-	1,069
As at 31 December 2022	13,742	22,873	617	4,263	11,177	248	52,920

	Financial Investments at FVOCI RM'000	ECL RM'000	Leases RM'000	Property, plant and equipment & intangible asset RM'000	Provision for liabilities RM'000	Other temporary differences RM'000	Total RM'000
At 1 January 2021	-	22,910	985	6,096	9,084	348	39,423
Recognised in profit or loss	-	2,258	(224)	1,220	2,757	63	6,074
Recognised in other comprehensive income	12,673	-	-	-	-	-	12,673
As at 31 December 2021	12,673	25,168	761	7,316	11,841	411	58,170

Bank Muamalat Malaysia Berhad
(Incorporated in Malaysia)

16. Deferred tax assets/(liabilities) (cont'd.)

Deferred tax liabilities of the Group :

	Profit on financing moratorium accounts RM'000	Financial investments at FVOCI RM'000	Property, plant and equipment and intangible asset RM'000	Total RM'000
At 1 January 2022	-	-	(15,666)	(15,666)
Recognised in profit or loss	-	-	(812)	(812)
As at 31 December 2022	-	-	(16,478)	(16,478)

	Profit on financing moratorium accounts RM'000	Financial investments at FVOCI RM'000	Property, plant and equipment and intangible asset RM'000	Total RM'000
At 1 January 2021	(39,786)	(5,734)	(5,377)	(50,897)
Recognised in profit or loss	39,786	-	(10,289)	29,497
Recognised in other comprehensive income	-	5,734	-	5,734
As at 31 December 2021	-	-	(15,666)	(15,666)

Bank Muamalat Malaysia Berhad
(Incorporated in Malaysia)

16. Deferred tax assets/(liabilities) (cont'd.)

The components and movements of deferred tax assets and liabilities during the financial year prior to offsetting are as follows: (cont'd.)

Deferred tax assets of the Bank:

	Financial Investments at FVOCI RM'000	ECL RM'000	Leases RM'000	Property, plant and equipment & intangible asset RM'000	Provision for liabilities RM'000	Other temporary differences RM'000	Total RM'000
At 1 January 2022	12,673	25,168	760	7,316	11,841	412	58,170
Recognised in profit or loss	-	(2,295)	(144)	(3,053)	(664)	(163)	(6,319)
Recognised in other comprehensive income	1,069	-	-	-	-	-	1,069
As at 31 December 2022	13,742	22,873	616	4,263	11,177	249	52,920

	Financial Investments at FVOCI RM'000	ECL RM'000	Leases RM'000	Property, plant and equipment & intangible asset RM'000	Provision for liabilities RM'000	Other temporary differences RM'000	Total RM'000
At 1 January 2021	-	22,910	633	6,096	9,084	348	39,071
Recognised in profit or loss	-	2,258	127	1,220	2,757	64	6,426
Recognised in other comprehensive income	12,673	-	-	-	-	-	12,673
As at 31 December 2021	12,673	25,168	760	7,316	11,841	412	58,170

Bank Muamalat Malaysia Berhad
(Incorporated in Malaysia)

16. Deferred tax assets/(liabilities) (cont'd.)

Deferred tax liabilities of the Bank:

	Profit on financing moratorium accounts RM'000	Financial investments at FVOCI RM'000	Property, plant and equipment and intangible asset RM'000	Total RM'000
At 1 January 2022	-	-	(15,666)	(15,666)
Recognised in profit or loss	-	-	(812)	(812)
At 31 December 2022	-	-	(16,478)	(16,478)
At 1 January 2021	(39,786)	(5,734)	(5,377)	(50,897)
Recognised in profit or loss	39,786	-	(10,289)	29,497
Recognised in other comprehensive income	-	5,734	-	5,734
At 31 December 2021	-	-	(15,666)	(15,666)

17. Deposits from customers

(i) By types of deposits

	Group 2022 RM'000	2021 RM'000
Savings deposits		
Qard	932,819	1,061,437
Tawarruq	698,568	811,685
	<u>1,631,387</u>	<u>1,873,122</u>
Demand deposits		
Qard	4,126,248	4,234,251
Tawarruq	3,198,943	2,044,735
	<u>7,325,191</u>	<u>6,278,986</u>
Term deposits		
General investment deposits	9,332	37,697
Short term accounts	10,942,745	9,108,440
Fixed term accounts tawarruq	6,318,541	5,733,512
	<u>17,270,618</u>	<u>14,879,649</u>
Other deposits		
	93,413	81,409
	<u>26,320,609</u>	<u>23,113,166</u>

Bank Muamalat Malaysia Berhad
(Incorporated in Malaysia)

17. Deposits from customers (cont'd.)

(i) By types of deposits (cont'd.)

	Bank	
	2022	2021
	RM'000	RM'000
Savings deposits		
Qard	932,819	1,061,437
Tawarruq	698,568	811,685
	<u>1,631,387</u>	<u>1,873,122</u>
Demand deposits		
Qard	4,134,692	4,238,503
Tawarruq	3,198,943	2,044,735
	<u>7,333,635</u>	<u>6,283,238</u>
Term deposits		
General investment deposits	9,332	37,697
Short term accounts	10,942,745	9,108,440
Fixed term accounts tawarruq	6,329,841	5,744,812
	<u>17,281,918</u>	<u>14,890,949</u>
Other deposits	93,413	81,408
	<u>26,340,353</u>	<u>23,128,717</u>

(ii) By types of customer

	Group	
	2022	2021
	RM'000	RM'000
Government and statutory bodies	12,672,289	11,876,050
Business enterprises	5,771,109	4,507,864
Individuals	2,546,608	2,576,642
Domestic non-bank financial institutions	4,226,716	3,014,586
Domestic banking financial institutions	51,553	89,138
Others	1,052,334	1,048,886
	<u>26,320,609</u>	<u>23,113,166</u>

Bank Muamalat Malaysia Berhad
(Incorporated in Malaysia)

17. Deposits from customers (cont'd.)

(ii) By types of customer (cont'd.)

	Bank	
	2022	2021
	RM'000	RM'000
Government and statutory bodies	12,672,289	11,876,050
Business enterprises	5,790,855	4,523,415
Individuals	2,546,608	2,576,642
Domestic non-bank financial institutions	4,226,716	3,014,586
Domestic banking financial institutions	51,553	89,138
Others	1,052,332	1,048,886
	<u>26,340,353</u>	<u>23,128,717</u>

The maturity structure of term deposits are as follows:

	Group	
	2022	2021
	RM'000	RM'000
Due within six months	15,664,196	12,872,039
More than six months to one year	711,644	871,418
More than one year to three years	843,919	769,020
More than three year to five years	50,859	367,172
	<u>17,270,618</u>	<u>14,879,649</u>

	Bank	
	2022	2021
	RM'000	RM'000
Due within six months	15,675,496	12,883,339
More than six months to one year	711,644	871,418
More than one year to three years	843,919	769,020
More than three year to five years	50,859	367,172
	<u>17,281,918</u>	<u>14,890,949</u>

Bank Muamalat Malaysia Berhad
(Incorporated in Malaysia)

18. Investment accounts of customers

(i) Investment account analysed by maturity portfolio are as follows:

	Group		Bank	
	2022	2021	2022	2021
	RM'000	RM'000	RM'000	RM'000
Unrestricted investment accounts:				
Mudarabah				
Without maturity				
- Savings	301,158	216,978	301,158	216,978
Restricted investment accounts:				
Mudarabah				
Maturity				
- within one year	79	132	79	132

RIA is a type of restricted investment account based on the Mudarabah contract where the IAH and the Bank agree to share the profit generated from the assets funded by the RA based on an agreed profit sharing ratio (PSR), while losses shall be borne by the IAH. RIA amounting to RM79,100 (2021: RM132,000) is accounted for as off balance sheet as the Bank has passed its rights and obligations in respect of the assets related to the RIA or the residual cash flows from those assets to the IAH.

(ii) By types of customer are as follows:

	Group		Bank	
	2022	2021	2022	2021
	RM'000	RM'000	RM'000	RM'000
Unrestricted investment accounts:				
Individuals	301,158	216,978	301,158	216,978
Restricted investment accounts:				
Individuals	79	132	79	132

Bank Muamalat Malaysia Berhad
(Incorporated in Malaysia)

18. Investment accounts (cont'd.)

(iii) Movement of investment accounts of customers:

Group and Bank	Unrestricted investment accounts Mudarabah RM'000	Restricted investment accounts Mudarabah RM'000
At 31 December 2022		
At 1 January 2022	216,978	132
Net movement	84,180	-
New placement	-	41
Redemption	-	(94)
At 31 December 2022	301,158	79
Group and Bank	Unrestricted investment accounts Mudarabah RM'000	Restricted investment accounts Mudarabah RM'000
At 31 December 2021		
At 1 January 2021	-	-
Net movement	216,978	-
New placement	-	132
At 31 December 2021	216,978	132

Bank Muamalat Malaysia Berhad
(Incorporated in Malaysia)

18. Investment accounts (cont'd.)

(iv) The allocation of investment asset are as follows:

	Group		Bank	
	2022	2021	2022	2021
	RM'000	RM'000	RM'000	RM'000
Unrestricted investment accounts:				
Home financing	301,158	216,978	301,158	216,978
Total investment	301,158	216,978	301,158	216,978
Restricted investment accounts:				
Term financing	79	132	79	132
Total investment	79	132	79	132

(v) Investment account holders ("IAH") profit sharing ratio and rate of return are as follows:

	Group and Bank		Group and Bank	
	2022		2021	
	Average	Average	Average	Average
	profit	rate	profit	rate
	sharing	of return	sharing	of return
	ratio	ratio	ratio	ratio
	(%)	(%)	(%)	(%)
Unrestricted investment				
accounts	2.0%	0.07%	2.0%	0.06%
Restricted investment accounts	95.0%	0.00%	95.0%	0.00%

19. Deposits and placements of banks and other financial institutions

	Group and Bank	
	2022	2021
	RM'000	RM'000
Non-Mudarabah		
Bank Negara Malaysia	303,388	291,866

Included in these balances are the BNM funds received under government financing schemes for the purpose of SME lending at a below market and concession rate with 5.5 years to 8.5 years of maturity to be repaid in 2026 and 2029 respectively. The gross amount received from BNM of RM298,530,000 (2021:RM298,530,000) are net against the fair value gain arising from the placement of funds with the Group and the Bank. The fair value is applied to address the financial and accounting impact incurred from financing at concession rates to SMEs and for COVID-19 related relief measures.

Bank Muamalat Malaysia Berhad
(Incorporated in Malaysia)

20. Bills and acceptances payable

Bills and acceptances payable represent the Group's and the Bank's own bills and acceptances rediscounted and outstanding in the market.

21. Other liabilities

	Group	
	2022	2021
	RM'000	RM'000
Sundry creditors	2,476	868
Allowances for impairment losses on financing commitments and financial guarantee contracts (Note 21(a))	9,668	5,955
Provision for bonus	25,786	18,903
Accrued expenses	18,429	56,042
Accrual for directors' fees	-	60
Accrual for audit fees	217	828
Other liabilities	39,547	73,883
	96,123	156,539

	Bank	
	2022	2021
	RM'000	RM'000
Sundry creditors	2,476	855
Allowances for impairment losses on financing commitments and financial guarantee contracts (Note 21(a))	9,668	5,955
Provision for bonus	25,786	18,692
Accrued expenses	16,754	55,779
Accrual for directors' fees	-	60
Accrual for audit fees	194	807
Other liabilities	39,547	73,823
	94,425	155,971

Bank Muamalat Malaysia Berhad
(Incorporated in Malaysia)

21. Other liabilities (cont'd.)

(a) Movements in the allowances for impairment losses on financing commitments and financial guarantee contracts are as follows:

Group and Bank	Stage 1 12 Months ECL RM'000	Stage 2 Lifetime ECL not credit impaired RM'000	Stage 3 Lifetime ECL credit impaired RM'000	Total ECL RM'000
At 31 December 2022				
At 1 January 2022	5,206	133	616	5,955
Transfer to Stage 1	213	(116)	(97)	-
Transfer to Stage 2	(168)	236	(68)	-
Transfer to Stage 3	(1)	(367)	368	-
Allowance (written back)/made	(543)	376	809	642
New financial assets originated or purchased	5,767	-	-	5,767
Financing derecognised	(2,309)	(144)	(243)	(2,696)
At 31 December 2022	<u>8,165</u>	<u>118</u>	<u>1,385</u>	<u>9,668</u>

Group and Bank	Stage 1 12 Months ECL RM'000	Stage 2 Lifetime ECL not credit impaired RM'000	Stage 3 Lifetime ECL credit impaired RM'000	Total ECL RM'000
At 31 December 2021				
At 1 January 2021	5,130	168	361	5,659
Transfer to Stage 1	161	(159)	(2)	-
Transfer to Stage 2	(113)	166	(53)	-
Transfer to Stage 3	(5)	(21)	26	-
Allowance (written back)/made	(1,248)	182	1,301	235
New financial assets originated or purchased	3,954	-	-	3,954
Financing derecognised	(2,673)	(203)	(1,017)	(3,893)
At 31 December 2021	<u>5,206</u>	<u>133</u>	<u>616</u>	<u>5,955</u>

Bank Muamalat Malaysia Berhad
(Incorporated in Malaysia)

22. Provision for zakat and taxation

	Group		Bank	
	2022	2021	2022	2021
	RM'000	RM'000	RM'000	RM'000
Zakat	5,114	6,584	4,655	6,197
Taxation	689	80	-	-
	5,803	6,664	4,655	6,197

23. Recourse obligation on financing sold to Cagamas

This represents the proceeds received from house financing sold directly to Cagamas Berhad with recourse to the Bank. Under these agreements, the Bank undertakes to administer the financing on behalf of Cagamas Berhad and to buy-back any financing which are regarded as defective based on prudential criteria set by Cagamas Berhad. These financial liabilities are stated at amortised cost.

24. Sukuk

Subordinated sukuk

Subordinated sukuk as at 31 December 2022 relates to two tranches of Subordinated Sukuk Murabahah (Series 2 and Series 3) which qualifies as Tier2 capital under the BNM Policy Document on Capital Adequacy Framework for Islamic Banks (Capital Components). The sukuk carries a tenure of 10 years from the issue date, callable on the 5th anniversary date from the Issue date and on every profit payment date thereafter. Table below depicts a summary of the current Subordinated Sukuk Murabahah.

Issue date	Call Date	Maturity Date	Profit Rate (% p.a)	Nominal Value
15 June 2021	15 June 2026	15 June 2031	4.50%, payable semi-annually	RM500.0 million
20 July 2022	20 July 2027	20 July 2032	5.33%, payable semi-annually	RM300.0 million

The Bank may redeem (in whole or in part) the initial Subordinated Sukuk Murabahah prior to maturity on the Call Date, subject to the redemption conditions under the principal terms and conditions of the Subordinated Sukuk Programme being satisfied.

Bank Muamalat Malaysia Berhad
(Incorporated in Malaysia)

25. Share capital

	Number of shares		Amount	
	2022 RM'000	2021 RM'000	2022 RM'000	2021 RM'000
Ordinary shares				
As at 31 December	1,195,000	1,195,000	1,195,000	1,195,000

26. Reserves

	Note	Group		
		31 December 2022 RM'000	31 December 2021 RM'000 (Restated) (Note 53)	1 January 2021 RM'000 (Restated) (Note 53)
Regulatory reserve	(a)	94,239	28,079	45,411
Retained profits	(b)	1,595,641	1,485,685	1,311,289
Exchange fluctuation reserve	(c)	3,066	649	(968)
Fair value through other comprehensive income	(d)	(1,342)	43,374	99,920
		1,691,604	1,557,787	1,455,652

	Note	Bank		
		31 December 2022 RM'000	31 December 2021 RM'000 (Restated) (Note 53)	1 January 2021 RM'000 (Restated) (Note 53)
Regulatory reserve	(a)	94,239	28,079	45,411
Retained profits	(b)	1,577,800	1,471,184	1,303,175
Exchange fluctuation reserve	(c)	3,067	650	(967)
Fair value through other comprehensive income	(d)	(1,342)	43,374	99,920
		1,673,764	1,543,287	1,447,539

Bank Muamalat Malaysia Berhad
(Incorporated in Malaysia)

26. Reserves (cont'd.)

(a) Regulatory reserve

Regulatory reserve is maintained in aggregate, loss allowance for non-credit impaired exposures (commonly known as Stage 1 and Stage 2 provisions) that has been assessed and recognised in accordance with MFRS and which has been transferred from the retained profits, of no less than 1% of total exposures, in accordance with BNM's Revised Financial Reporting Policy Document issued on 29 April 2022.

(b) Retained profits

The Bank may distribute dividends out of its entire retained profits as at 31 December 2022 under the single tier system.

(c) Exchange fluctuation reserve

The exchange fluctuation reserve represents exchange differences arising from the translation of the financial statements of foreign operations whose functional currencies are different from that of the Group's presentation currency.

(d) Fair value through other comprehensive income

This represent the cumulative fair value changes, net of tax, of fair value through other comprehensive income financial assets until they are disposed or impaired.

Bank Muamalat Malaysia Berhad
(Incorporated in Malaysia)

27. Income derived from investment of depositors' funds and others

	Group		Bank	
	2022	2021	2022	2021
	RM'000	RM'000	RM'000	RM'000
Income derived from investment of:				
(i) Fixed term accounts	311,553	275,599	311,553	275,599
(ii) Other deposits	989,059	840,915	989,059	840,915
	1,300,612	1,116,514	1,300,612	1,116,514

(i) Income derived from investment of fixed term deposits

	Group		Bank	
	2022	2021	2022	2021
	RM'000	RM'000	RM'000	RM'000
Finance income and hibah:				
Income from financing (note (a))	256,929	226,018	256,929	226,018
Financial investments designated at FVTPL	2,065	1,771	2,065	1,771
Financial assets at fair value through other comprehensive income	41,118	38,974	41,118	38,974
Financial assets at amortised cost	1,328	592	1,328	592
Money at call and deposit with financial institutions	4,279	4,685	4,279	4,685
	305,719	272,040	305,719	272,040
Amortisation of premium, net	(10,974)	(10,615)	(10,974)	(10,615)
Total finance income and hibah	294,745	261,425	294,745	261,425

Bank Muamalat Malaysia Berhad
(Incorporated in Malaysia)

27. Income derived from investment of depositors' funds and others (cont'd.)

(i) Income derived from investment of fixed term deposits (cont'd.)

	Group		Bank	
	2022	2021	2022	2021
	RM'000	RM'000	RM'000	RM'000
Other operating income				
Net gain from sale of:				
- financial investments designated at FVTPL	9	50	9	50
- debt instruments at fair value through other comprehensive income	480	457	480	457
Unrealised loss on revaluation from financial investments designated at FVTPL	(753)	(476)	(753)	(476)
	(264)	31	(264)	31
Fees and commission				
Guarantee fees	502	448	502	448
Processing fees	470	561	470	561
Service charges and fees	3,501	2,914	3,501	2,914
Commission	12,599	10,220	12,599	10,220
	17,072	14,143	17,072	14,143
Total	311,553	275,599	311,553	275,599

Bank Muamalat Malaysia Berhad
(Incorporated in Malaysia)

27. Income derived from investment of depositors' funds and others (cont'd.)

(ii) Income derived from investment of other deposits

	Group		Bank	
	2022	2021	2022	2021
	RM'000	RM'000	RM'000	RM'000
Finance income and hibah				
Income from financing (note (a))	815,656	689,634	815,656	689,634
Financial investments designated at FVTPL	6,554	5,403	6,554	5,403
Financial assets at fair value through other comprehensive income	130,536	118,920	130,536	118,920
Financial assets at amortised cost	4,214	1,806	4,214	1,806
Money at call and deposit with financial institutions	13,581	14,295	13,581	14,295
	970,541	830,058	970,541	830,058
Amortisation of premium, net	(34,838)	(32,389)	(34,838)	(32,389)
Total finance income and hibah	935,703	797,669	935,703	797,669
Other operating income				
Net gain from sale of:				
- financial investments designated at FVTPL	27	152	27	152
- debt instruments at fair value through other comprehensive income	1,525	1,395	1,525	1,395
Unrealised loss on revaluation from financial investments designated at FVTPL	(2,390)	(1,451)	(2,390)	(1,451)
	(838)	96	(838)	96

Bank Muamalat Malaysia Berhad
(Incorporated in Malaysia)

27. Income derived from investment of depositors' funds and others (cont'd.)

(ii) Income derived from investment of other deposits (cont'd.)

	Group		Bank	
	2022	2021	2022	2021
	RM'000	RM'000	RM'000	RM'000
Fees and commission				
Guarantee fees	1,593	1,366	1,593	1,366
Processing fees	1,493	1,710	1,493	1,710
Service charges and fees	11,113	8,891	11,113	8,891
Commission	39,995	31,183	39,995	31,183
	<u>54,194</u>	<u>43,150</u>	<u>54,194</u>	<u>43,150</u>
Total	989,059	840,915	989,059	840,915

(a) Targeted payment assistance and moratorium were granted up to year 2021. Thus, there is no loss arising from contractual cash flows of financial year ending 2022 (2021: RM9,645,841).

28. Income derived from investment of account funds

	Group		Bank	
	2022	2021	2022	2021
	RM'000	RM'000	RM'000	RM'000
Finance income and hibah				
Income from financing	11,395	-	11,395	-

Bank Muamalat Malaysia Berhad
(Incorporated in Malaysia)

29. Income derived from investment of shareholders' funds

	Group 2022 RM'000	2021 RM'000 (Restated) (Note 53)	Bank 2022 RM'000	2021 RM'000 (Restated) (Note 53)
Finance income and hibah				
Financial assets at fair value through other comprehensive income	8,262	9,742	8,262	9,742
Money at call and deposit with financial institutions	1,503	963	1,503	963
Amortisation of premium, net	(1,475)	(1,091)	(1,475)	(1,091)
Total finance income and hibah	<u>8,290</u>	<u>9,614</u>	<u>8,290</u>	<u>9,614</u>
Other operating income				
Net gain/(loss) on revaluation of foreign exchange transaction	27,447	(7,229)	27,447	(7,229)
Net (loss)/gain from foreign exchange derivatives	(20,134)	13,267	(20,134)	13,267
(Unwinding of)/fair value of of financial liabilities (note (a))	(4,690)	19,678	(4,690)	19,678
Return/(loss) of a financial investment at fair value through other comprehensive income	10,552	(2,882)	10,552	(2,882)
Unrealised loss on revaluation from financial investments designated at FVTPL	(244)	(100)	(244)	(100)
Net gain from sale of debt instruments at fair value through other comprehensive income	-	159	-	159
Gross dividend income				
- unquoted shares in Malaysia	39	39	-	-
- subsidiary	-	-	4,000	2,000
Net dividend paid for Islamic profit rate swap	(11,819)	(25,692)	(11,819)	(25,692)
Unrealised gain on revaluation of Islamic profit rate swap	37,532	50,139	37,532	50,139
Unrealised loss on revaluation of hedged items (Note 6(i))	(37,940)	(57,692)	(37,940)	(57,692)
	<u>743</u>	<u>(10,313)</u>	<u>4,704</u>	<u>(8,352)</u>

Bank Muamalat Malaysia Berhad
(Incorporated in Malaysia)

29. Income derived from investment of shareholders' funds (cont'd.)

	Group		Bank	
	2022	2021	2022	2021
	RM'000	RM'000	RM'000	RM'000
		(Restated)		(Restated)
		(Note 53)		(Note 53)
Fees and commission				
Corporate advisory fees	2,281	3,294	1,276	1,278
Service charges and fees	10,605	9,248	77	74
Commission	4,049	4,671	4,049	4,671
	16,935	17,213	5,402	6,023
Other income				
Rental income	813	1,870	933	1,844
Gain from termination of ROU asset	47	1,654	47	55
Gain from sale of foreclosed properties	1,050	3	1,050	3
Fair value adjustments of investment properties (Note 12)	-	675	-	675
	1,910	4,202	2,030	2,577
Total	27,878	20,716	20,426	9,862

- (a) In 2021, the Group and the Bank received Special Relief Fund ("SRF"), Penjana Tourism Facility ("PTF") and Targeted Relief and Recovery Facility ("TRRF") from the Government for the purpose of financing to SMEs at below market/concession rates. The financing by the Group and the Bank is to provide support for SMEs in sustaining business operations, safeguard jobs and encourage domestic investments during the COVID-19 pandemic.

The fair value gain arising from the placement of funds under the SRF, PTF and TRRF in the previous year that were recognised in the profit or loss, amounted to RM19,678,307 for the Group and the Bank, were applied to address the financial and accounting impact incurred by the Group and the Bank for COVID-19 related relief measures. Unwinding of the fair value gain equivalent to the cost of these funds amounting to RM4,690,200 for the current year.

Bank Muamalat Malaysia Berhad
(Incorporated in Malaysia)

30. Allowance for impairment on financing

	Group and Bank	
	2022	2021
	RM'000	RM'000
Allowance for impairment losses on financing of customer:		
- individual allowance made	9,107	5,292
- individual allowance written back	(335)	(5,642)
- collective allowance made	246,048	256,159
- collective allowance written back	(179,143)	(178,899)
Impaired financing written off	147	95
Impaired financing recovered	(34,814)	(23,061)
	41,010	53,944

31. Allowance/(write-back of) for impairment losses on financial investments, net

	Group		Bank	
	2022	2021	2022	2021
	RM'000	RM'000	RM'000	RM'000
(Write-back of)/allowance for impairment losses on debt instruments at FVOCI (Note 5(ii))	(2,086)	35	(2,086)	35
Allowance for/(write-back of) impairment losses on debt instruments at amortised cost (Note 5(iii))	6,457	(331)	6,457	(331)
	4,371	(296)	4,371	(296)

Bank Muamalat Malaysia Berhad
(Incorporated in Malaysia)

32. Allowance for impairment losses on other financial assets, net

	Group		Bank	
	2022	2021	2022	2021
	RM'000	RM'000	RM'000	RM'000
Allowance for/(write-back of) impairment losses on other financial assets, net				
- Cash and short term funds	38	(20)	38	(20)
- Other assets	-	414	-	414
	38	394	38	394

33. Income attributable to depositors

	Group		Bank	
	2022	2021	2022	2021
	RM'000	RM'000	RM'000	RM'000
Deposits from customers				
- Mudarabah funds	226	814	226	814
- Non-Mudarabah funds	452,389	337,067	452,642	337,268
Deposits and placements of banks and other financial institutions				
- Non-Mudarabah funds	411	423	411	423
	453,026	338,304	453,279	338,505

34. Personnel expenses

	Group		Bank	
	2022	2021	2022	2021
	RM'000	RM'000	RM'000	RM'000
Salary and wages	182,576	167,525	180,724	165,968
Contribution to defined contribution plan	35,487	31,131	35,187	30,845
Social security contributions	2,083	1,830	2,083	1,830
Allowances and bonuses	28,071	17,901	28,069	17,686
Others	23,415	21,182	23,314	21,121
	271,632	239,569	269,377	237,450

Bank Muamalat Malaysia Berhad
(Incorporated in Malaysia)

35. CEOs, Directors and Shariah Committee members' remuneration

	Group		Bank	
	2022	2021	2022	2021
	RM'000	RM'000	RM'000	RM'000
(a) Chief Executive Officers				
Salaries and wages	1,705	1,668	1,334	1,308
Bonus	645	491	618	464
Other emoluments	402	376	333	310
Benefits-in-kind	117	77	117	77
	2,869	2,612	2,402	2,159
(b) Non-Executive Directors				
Fees	1,018	1,026	960	986
Benefits-in-kind	72	50	72	50
Other emoluments	837	839	821	825
	1,927	1,915	1,853	1,861
(c) Shariah Committee members				
Allowance	355	367	355	367
Total	5,151	4,894	4,610	4,387
Total (excluding benefits-in-kind)	4,962	4,767	4,421	4,260

Bank Muamalat Malaysia Berhad
(Incorporated in Malaysia)

35. CEOs, Directors and Shariah Committee members' remuneration (cont'd.)

The total remuneration (including benefits-in-kind) of the Directors of the Group are as follows:

<=====Remuneration received from the Group=====>						
Group						
31 December 2022	Salary	Fees	Bonus	Other	Benefits-	Total
	RM'000	RM'000	RM'000	emoluments	in-kind	RM'000
	RM'000	RM'000	RM'000	RM'000	RM'000	RM'000
Note 35(a):						
Chief Executive Officer:						
Khairul Kamarudin	1,334	-	618	333	117	2,402
Chief Executive Officers of the subsidiaries:						
Mohd Faruk Abdul Karim	371	-	27	69	-	467
Total Chief Executive Officers remuneration	1,705	-	645	402	117	2,869
Note 35(b) :						
Non-Executive Directors:						
Tan Sri Tajuddin Atan	-	240	-	78	72	390
Tan Sri Che Khalib Mohamad Noh	-	120	-	78	-	198
Dato' Ibrahim Taib	-	120	-	96	-	216
Md. Khairuddin Hj. Arshad	-	120	-	164	-	284
Johari Abdul Muid	-	120	-	157	-	277
Mohd Razlan Mohamed	-	120	-	137	-	257
Roshidah Abdullah	-	120	-	111	-	231
Ainol Roznain Yaacob*	-	-	-	-	-	-
Iwan Rashman Gulamoydeen*	-	-	-	-	-	-
Director - subsidiaries:						
Fakihah Azahari	-	20	-	7	-	27
Dato' Adnan Alias	-	20	-	7	-	27
Roshidah Abdullah	-	9	-	1	-	10
Md. Khairuddin Hj. Arshad	-	9	-	1	-	10
Total Directors remuneration	-	1,018	-	837	72	1,927
Total Chief Executive Officers and Directors' remuneration	1,705	1,018	645	1,239	189	4,796

* No remuneration is paid in lieu of Khazanah Nasional Berhad ("Khazanah") waiver of Director's fees and meeting allowances to its Nominee Director, who is a Khazanah employee. The said waiver applies to all Khazanah's investee companies.

Bank Muamalat Malaysia Berhad
(Incorporated in Malaysia)

35. CEOs, Directors and Shariah Committee members' remuneration (cont'd.)

The total remuneration (including benefits-in-kind) of the Directors of the Group are as follows (cont'd.):

<=====Remuneration received from the Group=====>

Group				Other	Benefits-	
31 December 2022	Salary	Fees	Bonus	emoluments	in-kind	Total
	RM'000	RM'000	RM'000	RM'000	RM'000	RM'000
Note 35(c) :						
Shariah Committee:						
Azizi Che Seman	-	60	-	22	1	83
Dr. Ahmad Zakirullah						
Mohamed Shaarani	-	54	-	13	1	68
Dr. Muhamad Azhari Wahid	-	54	-	13	1	68
Dr. Mohd Shahid Mohd Noh	-	54	-	13	1	68
Dr. Yusri Mohamad	-	54	-	13	1	68
Total Shariah Committee remuneration	-	276	-	74	5	355

Bank Muamalat Malaysia Berhad
(Incorporated in Malaysia)

35. CEOs, Directors and Shariah Committee members' remuneration (cont'd.)

The total remuneration (including benefits-in-kind) of the Directors of the Group are as follows:

<=====Remuneration received from the Group=====>

Group	Salary	Fees	Bonus	Other	Benefits-	Total
31 December 2021	RM'000	RM'000	RM'000	emoluments	in-kind	RM'000
				RM'000	RM'000	RM'000
Note 35(a):						
Chief Executive Officers						
Khairul Kamarudin	1,308	-	464	310	77	2,159
Chief Executive Officer of the subsidiaries:						
Mohd Faruk Abdul Karim	360	-	27	66	-	453
Total Chief Executive Officers remuneration	1,668	-	491	376	77	2,612
Note 35(b) :						
Non-Executive Directors:						
Tan Sri Tajuddin Atan	-	240	-	78	50	368
Tan Sri Che Khalib Mohamad Noh	-	120	-	77	-	197
Dato' Ibrahim Taib	-	120	-	89	-	209
Iwan Rashman Gulamoydeen*	-	120	-	90	-	210
Md. Khairuddin Hj. Arshad	-	120	-	163	-	283
Johari Abdul Muid	-	120	-	161	-	281
Mohd Razlan Mohamed	-	40	-	37	-	77
Roshidah Abdullah	-	40	-	35	-	75
Ghazali Hj Darman	-	66	-	95	-	161
Director - subsidiaries:						
Fakihah Azahari	-	20	-	7	-	27
Dato' Adnan Alias	-	20	-	7	-	27
Total Directors remuneration	-	1,026	-	839	50	1,915
Total Chief Executive Officers and Directors' remuneration	1,668	1,026	491	1,215	127	4,527

* Director's fee payable to Khazanah Nasional Berhad.

Bank Muamalat Malaysia Berhad
(Incorporated in Malaysia)

35. CEOs, Directors and Shariah Committee members' remuneration (cont'd.)

The total remuneration (including benefits-in-kind) of the Directors of the Group are as follows (cont'd.):

<=====Remuneration received from the Group=====>

Group						
31 December 2021	Salary	Fees	Bonus	Other	Benefits-	Total
	RM'000	RM'000	RM'000	emoluments	in-kind	RM'000
				RM'000	RM'000	RM'000
Note 35(c) :						
Shariah Committee:						
Azizi Che Seman	-	60	-	35	1	96
Dr. Ahmad Zakirullah						
Mohamed Shaarani	-	40	-	7	1	48
Dr. Muhamad Azhari Wahid	-	40	-	7	1	48
Dr. Mohd Shahid Mohd Noh	-	54	-	13	1	68
Dr. Yusri Mohamad	-	54	-	12	1	67
Dr Mohamad Sabri Haron	-	14	-	6	-	20
Dr Wan Marhaini						
Wan Ahmad	-	14	-	6	-	20
Total Shariah Committee remuneration	-	276	-	86	5	367

Bank Muamalat Malaysia Berhad
(Incorporated in Malaysia)

35. CEOs, Directors and Shariah Committee members' remuneration (cont'd.)

The total remuneration (including benefits-in-kind) of the Directors of the Bank are as follows:

<===== Remuneration received from the Bank =====>

Bank						
31 December 2022	Salary	Fees	Bonus	Other	Benefits-	Total
	RM'000	RM'000	RM'000	emoluments	in-kind	RM'000
	RM'000	RM'000	RM'000	RM'000	RM'000	RM'000
Note 35(a):						
Chief Executive Officer						
Khairul Kamarudin	1,334	-	618	333	117	2,402
Total Chief Executive Officer remuneration	1,334	-	618	333	117	2,402
Note 35(b):						
Non-Executive Directors:						
Tan Sri Tajuddin Atan	-	240	-	78	72	390
Tan Sri Che Khalib						
Mohamad Noh	-	120	-	78	-	198
Dato' Ibrahim Taib	-	120	-	96	-	216
Md. Khairuddin Hj. Arshad	-	120	-	164	-	284
Johari Abdul Muid	-	120	-	157	-	277
Mohd Razlan Mohamed	-	120	-	137	-	257
Roshidah Abdullah	-	120	-	111	-	231
Ainol Roznain Yaacob*	-	-	-	-	-	-
Iwan Rashman						
Gulamoydeen*	-	-	-	-	-	-
Total Directors remuneration	-	960	-	821	72	1,853
Total Chief Executive Officers and Directors' remuneration	1,334	960	618	1,154	189	4,255

* No remuneration is paid in lieu of Khazanah Nasional Berhad ("Khazanah") waiver of Director's fees and meeting allowances to its Nominee Director, who is a Khazanah employee. The said waiver applies to all Khazanah's investee companies.

Bank Muamalat Malaysia Berhad
(Incorporated in Malaysia)

35. CEOs, Directors and Shariah Committee members' remuneration (cont'd.)

The total remuneration (including benefits-in-kind) of the Directors of the Bank are as follows (cont'd.):

Bank						
31 December 2022	Salary	Allowance	Bonus	Other	Benefits-	Total
	RM'000	RM'000	RM'000	emoluments	in-kind	RM'000
				RM'000	RM'000	RM'000
Note 35(c):						
Shariah Committee:						
Azizi Che Seman	-	60	-	22	1	83
Dr. Ahmad Zakirullah						
Mohamed Shaarani	-	54	-	13	1	68
Dr. Muhamad Azhari Wahid	-	54	-	13	1	68
Dr. Mohd Shahid Mohd Noh	-	54	-	13	1	68
Dr. Yusri Mohamad	-	54	-	13	1	68
Total Shariah Committee remuneration	-	276	-	74	5	355

Bank Muamalat Malaysia Berhad
(Incorporated in Malaysia)

35. CEOs, Directors and Shariah Committee members' remuneration (cont'd.)

The total remuneration (including benefits-in-kind) of the Directors of the Bank are as follows:

<===== Remuneration received from the Bank =====>

Bank						
31 December 2021	Salary	Fees	Bonus	Other	Benefits-	Total
	RM'000	RM'000	RM'000	emoluments	in-kind	RM'000
	RM'000	RM'000	RM'000	RM'000	RM'000	RM'000
Note 35(a):						
Chief Executive Officers						
Khairul Kamarudin	1,308	-	464	310	77	2,159
Total Chief Executive Officers remuneration	<u>1,308</u>	<u>-</u>	<u>464</u>	<u>310</u>	<u>77</u>	<u>2,159</u>
Note 35(b):						
Non-Executive Directors:						
Tan Sri Tajuddin Atan	-	240	-	78	50	368
Tan Sri Che Khalib						
Mohamad Noh	-	120	-	77	-	197
Dato' Ibrahim Taib	-	120	-	89	-	209
Iwan Rashman						
Gulamoydeen*	-	120	-	90	-	210
Md. Khairuddin Hj. Arshad	-	120	-	163	-	283
Johari Abdul Muid	-	120	-	161	-	281
Mohd Razlan Mohamed	-	40	-	37	-	77
Roshidah Abdullah	-	40	-	35	-	75
Ghazali Hj Darman	-	66	-	95	-	161
Total Directors remuneration	<u>-</u>	<u>986</u>	<u>-</u>	<u>825</u>	<u>50</u>	<u>1,861</u>
Total Chief Executive Officer and Directors' remuneration	<u>1,308</u>	<u>986</u>	<u>464</u>	<u>1,135</u>	<u>127</u>	<u>4,020</u>

* Director's fee payable to Khazanah Nasional Berhad.

Note 35(c):

Shariah Committee:

Azizi Che Seman	-	60	-	35	1	96
Dr. Ahmad Zakirullah						
Mohamed Shaarani	-	40	-	7	1	48
Dr. Muhamad Azhari Wahid	-	40	-	7	1	48
Dr. Mohd Shahid Mohd Noh	-	54	-	13	1	68
Dr. Yusri Mohamad	-	54	-	12	1	67
Dr Mohamad Sabri Haron	-	14	-	6	-	20
Dr Wan Marhaini						
Wan Ahmad	-	14	-	6	-	20
Total Shariah Committee remuneration	<u>-</u>	<u>276</u>	<u>-</u>	<u>86</u>	<u>5</u>	<u>367</u>

Bank Muamalat Malaysia Berhad
(Incorporated in Malaysia)

36. Key management personnel remuneration

The remuneration of Chief Executive Officer's and other key members of management during the financial year was as follows:

	Group	
	2022	2021
	RM'000	RM'000
Short-term employees benefits	<u>9,933</u>	<u>8,603</u>
Included in the total key management personnel are:		
Chief Executive Officers' remuneration (Note 35(a))	<u>2,869</u>	<u>2,612</u>
	Bank	
	2022	2021
	RM'000	RM'000
Short-term employees benefits (salary, bonus, allowances)	<u>9,466</u>	<u>8,150</u>
Included in the total key management personnel are:		
Chief Executive Officers' remuneration (Note 35(a))	<u>2,402</u>	<u>2,159</u>

37. Other overheads and expenditures

	Group		Bank
	2022	2021	2022
	RM'000	RM'000	RM'000
Marketing			
Advertisement and publicity	7,505	5,504	7,505
Donation and sponsorship	731	265	731
Others	561	434	559
	<u>8,797</u>	<u>6,203</u>	<u>8,795</u>

Bank Muamalat Malaysia Berhad
(Incorporated in Malaysia)

37. Other overheads and expenditures (cont'd.)

	Group		Bank	
	2022	2021	2022	2021
	RM'000	RM'000	RM'000	RM'000
Establishment				
Rental	224	151	224	151
Depreciation of right-of-use assets (Note 15)	10,736	10,471	10,736	10,056
Depreciation of property, plant and equipment (Note 14)	11,201	12,057	11,183	12,047
Amortisation of intangible assets (Note 13)	24,711	20,967	24,678	20,967
Information technology expenses	54,469	51,523	54,333	51,400
Repair and maintenance	5,629	6,038	5,625	5,727
Hire of equipment	5,538	4,555	5,280	4,337
Takaful	11,049	3,144	11,049	3,144
Utilities expenses	5,106	4,379	5,080	4,356
Security expenses	7,729	5,968	7,729	5,968
Others	4,326	4,565	4,326	4,565
	140,718	123,818	140,243	122,718
General expenses				
Auditors' fees				
- statutory audit				
- current year	600	532	574	509
- regulatory related services	175	168	155	150
- others	180	755	165	745
Professional fees	2,563	4,215	2,320	3,906
Legal expenses	750	508	750	508
Telephone	1,333	1,310	1,331	1,310
Stationery and printing	1,803	1,558	1,795	1,550
Postage and courier	3,124	2,072	3,124	2,072
Travelling	826	205	823	205
Chief Executive Officer, Directors remuneration and Shariah Committee allowance (Note 35)	5,151	4,894	4,610	4,387
Property, plant and equipment written off (Note 14)	38	10	38	10
Intangible assets written off (Note 14)	-	216	-	216
Others	15,104	15,306	17,204	17,394
	31,647	31,749	32,889	32,962
	181,162	161,770	181,927	161,883

Bank Muamalat Malaysia Berhad
(Incorporated in Malaysia)

38. Finance costs

	Group		Bank	
	2022	2021	2022	2021
	RM'000	RM'000	RM'000	RM'000
Dividend paid on subordinated sukuk	29,669	18,874	29,669	18,874
Dividend paid on senior sukuk	-	24,689	-	24,689
Financing sold to Cagamas	23,520	20,285	23,520	20,285
Lease charges	1,925	2,081	1,925	1,739
	55,114	65,929	55,114	65,587

39. Zakat

	Group		Bank	
	2022	2021	2022	2021
	RM'000	RM'000	RM'000	RM'000
Provision of zakat for the year	2,692	6,429	2,254	6,043
Under provision in prior year	-	18	-	-
	2,692	6,447	2,254	6,043

40. Taxation

	Group		Bank	
	2022	2021	2022	2021
	RM'000	RM'000	RM'000	RM'000
Current income tax	72,963	64,658	70,524	62,696
Under provision in prior years	1,161	61,983	1,163	62,381
	74,124	126,641	71,687	125,077
Deferred tax: (Note 16)				
Relating to origination and reversal of temporary differences	2,077	(1,492)	2,077	(1,844)
Relating to increase in Malaysian income tax rate	6,195	(5,597)	6,195	(5,597)
Over provision in prior years	(1,141)	(28,482)	(1,141)	(28,482)
	7,131	(35,571)	7,131	(35,923)
	81,255	91,070	78,818	89,154

Bank Muamalat Malaysia Berhad
(Incorporated in Malaysia)

40. Taxation (cont'd.)

As per the Finance Act 2021 gazetted on 31 December 2021, effective for Year of Assessment ("YA") 2022, a special one-off tax called "Cukai Makmur" will be imposed on companies that generate chargeable income more than RM100 million as follows:

- Chargeable income for the first RM100 million will be taxed at a rate of 24%; and
- Chargeable income in excess of RM100 million will be taxed at a rate of 33%.

Income tax is calculated based on the chargeable income above on the assessable profit for the financial year at 24% (2021:24%).

A reconciliation of income tax expense applicable to profit before taxation at the statutory income tax rate to income tax expense at the effective income tax rate of the Group and of the Bank is as follows:

	Group		Bank	
	31 December	31 December	31 December	31 December
	2022	2021	2022	2021
	RM'000	RM'000	RM'000	RM'000
		Restated		Restated
Profit before taxation	306,725	254,868	300,510	246,161
Taxation at Malaysian statutory tax rate 24%	73,614	61,168	72,122	59,079
Additional tax rate of 9% in excess of RM100 million	15,798	-	15,798	-
Effect of different tax rates in Labuan	171	410	171	410
Income not subject to tax	(16,439)	(1,352)	(17,268)	(1,497)
Effect on opening deferred tax of increase in Malaysian income tax rate	6,194	(5,597)	6,194	(5,597)
Deferred tax recognised at different tax rates	(455)	(369)	(455)	(369)
Expenses not deductible for tax purposes	2,352	3,318	2,234	3,229
Under provision of income tax in prior years	1,161	61,983	1,163	62,381
Over provision of deferred tax in prior years	(1,141)	(28,482)	(1,141)	(28,482)
Others	-	(9)	-	-
Income tax expense for the year	81,255	91,070	78,818	89,154

41. Earnings per share

Basic and diluted	2022	2021
	RM'000	RM'000
		Restated
Profit attributable to ordinary equity holders of the Bank (RM'000)	222,778	157,351
Weighted average number of ordinary shares in issue ('000)	1,195,000	1,195,000
Basic and diluted earnings per share (sen)	18.64	13.17

Bank Muamalat Malaysia Berhad
(Incorporated in Malaysia)

42. Dividends

The directors did not declare any final dividend for the financial year ended 31 December 2022.

43. Significant related party transactions

For the purposes of these financial statements, parties are considered to be related to the Group and the Bank if the Group or the Bank has the ability, directly or indirectly, to control the party or exercise significant influence over the party in making financial and operating decisions, or vice versa, or where the Group or the Bank and the party are subject to common control or common significant influence. Related parties may be individuals or other entities.

The Group and the Bank have related party relationships with substantial shareholders, subsidiaries and key management personnel. The Group's and the Bank's significant transactions and balances with related parties are as follows:

	Group		Bank	
	2022	2021	2022	2021
	RM'000	RM'000	RM'000	RM'000
Holding company				
Expenditure				
- hibah on deposit	1,902	3,127	1,902	3,127
Amounts due to				
- deposits	231,441	72,512	231,441	72,512
- Group tax relief *	-	35,099	-	35,099
Subsidiaries				
Income				
- dividend received	-	-	4,000	2,000
- rental income	-	-	120	120
- management fee	-	-	895	897
Expenditure				
- fund management fee	-	-	2,022	2,135
- profit sharing incentive	-	-	117	-
- hibah on deposit	-	-	254	201
Amounts due from				
- financing	-	-	62,698	70,148
Amounts due to				
- management fee / profit sharing	-	-	162	179
- deposits	-	-	19,745	15,551

* Sharing of 70% tax savings utilised by the Bank for year of assessment 2020.

Bank Muamalat Malaysia Berhad
(Incorporated in Malaysia)

43. Significant related party transactions (cont'd.)

	Group		Bank	
	2022	2021	2022	2021
	RM'000	RM'000	RM'000	RM'000
Key management personnel				
Amounts due from				
- financing	259	619	216	474
Related companies*				
Income				
- profit on financing	24,084	6,444	24,084	6,444
Expenditure				
- hibah on deposit	4,211	12,907	4,211	12,907
- seconded staff salary and related expenses	64	823	64	823
- mailing and courier service	2,255	1,314	2,255	1,314
- rental (offsite ATM and branch)	17	18	17	18
- purchase of fixed assets	470	-	470	-
- marketing expenses	551	250	551	250
- others	92	112	92	112
Amounts due to				
- deposits	308,864	284,488	308,864	284,488
Amounts due from				
- financing	646,252	580,632	646,252	580,632

* Related companies are companies within DRB-HICOM Berhad Group and Khazanah Nasional Berhad Group.

- The transactions of the Group and the Bank with related parties were sourced within Malaysia.

Bank Muamalat Malaysia Berhad
(Incorporated in Malaysia)

44. Credit exposures arising from credit transactions with connected parties

	Group	
	2022	2021
	RM'000	RM'000
Outstanding credit exposures with connected parties	2,053,363	1,731,809
Percentage of outstanding credit exposures to connected parties as proportion of total credit exposures	7.1%	6.0%
Percentage of outstanding credit exposures with connected parties which is non-performing or in default	-	-
	Bank	
	2022	2021
	RM'000	RM'000
Outstanding credit exposures with connected parties	2,116,061	1,801,958
Percentage of outstanding credit exposures to connected parties as proportion of total credit exposures	7.3%	6.3%
Percentage of outstanding credit exposures with connected parties which is non-performing or in default	-	-

The credit exposures above are derived based on Bank Negara Malaysia's revised Guidelines on Credit Transaction and Exposures with Connected Parties, which were issued on 16 July 2014.

Credit transactions and exposures to connected parties as disclosed above includes the extension of credit facilities and/or off-balance sheet credit exposures such as guarantees, trade-related facilities, and financing commitments. It also includes holdings of equities and corporate sukuk issued by the connected parties.

The above-mentioned credit transactions with connected parties are all transacted on an arm's length basis and on terms and conditions no more favourable than those entered into with other counterparties with similar circumstances and credit worthiness. Due care has been taken to ensure that the credit worthiness of connected parties are not less than that normally required of other persons.

Bank Muamalat Malaysia Berhad
(Incorporated in Malaysia)

45. Commitments and contingencies

In the normal course of business, the Group and the Bank make various commitments and incur certain contingent liabilities with legal recourse to its customers. No material losses are anticipated as a result of these transactions.

Risk weighted exposures of the Group and the Bank are as follows:

	Group and Bank					
	2022			2021		
The commitments and contingencies constitute the following:	Principal amount RM'000	Credit equivalent amount RM'000	Total risk weighted amount RM'000	Principal amount RM'000	Credit equivalent amount RM'000	Total risk weighted amount RM'000
Contingent liabilities						
Direct credit substitutes	400,079	400,079	382,342	292,802	292,802	268,848
Trade-related contingencies	99,507	19,901	2,421	41,953	8,391	712
Transaction related contingencies	555,343	277,672	267,420	487,515	243,758	233,215
Commitments						
Credit extension commitment:						
- Maturity within one (1) year	636,084	127,217	135,215	635,148	127,029	125,609
- Maturity exceeding one (1) year	1,151,968	575,984	423,632	977,994	488,997	414,004
Other miscellaneous commitments & contingencies	152,232	13,754	10,316	25,773	14	11
Islamic derivative financial instruments						
Foreign exchange related contracts	1,786,430	25,347	13,764	1,630,597	25,443	13,995
Profit rate related contract	-	-	-	1,200,000	47,000	9,400
	4,781,643	1,439,954	1,235,110	5,291,782	1,233,434	1,065,794

**Bank Muamalat Malaysia Berhad
(Incorporated in Malaysia)**

46. Financial risk management objectives and policies

Overview

The integrated risk management system enables the Group and the Bank to achieve a single view of risks across its various business operations and in order to gain strategic competitive advantage from its capabilities. It can be described as the strategy and technique of managing risks by taking a holistic approach towards risk management process, which includes risk identification, measurement and management. It also aims at integrating the control and optimisation of the principal risk areas of Market Risk ("MR"), Asset and Liability Management ("ALM"), Credit Risk ("CR"), Operational Risk ("OR") and Shariah Compliance Risk; and building the requisite risk management organisation, infrastructure, process and technology with the objective of advancing the Group and the Bank towards value protection and creation.

Generally, the objectives of the Group's and the Bank's integrated risk management system include the following:

- Identifying all the risks exposures and their impact;
- Establishment of sound policies and procedures in line with the Group's and Bank's strategy, lines of business and nature of operations;
- Set out an enterprise-wide organisation structure and defining the appropriate roles and responsibilities; and
- Instill the risk culture within the Group and the Bank.

Risk governance

A stable enterprise-level organisation structure for risk management is necessary to ensure a uniform view of risks across the Group and the Bank and form strong risk governance.

The Board of Directors has the overall responsibility for understanding the risks undertaken by the Group and the Bank and ensuring that these risks are properly managed. While the Board of Directors is ultimately responsible for risk management of the Group and the Bank, it has entrusted the Board Risk Management Committee ("BRMC") to carry out its functions. BRMC, which is chaired by an independent director of the Board, oversees the overall management of risks.

Bank Muamalat Malaysia Berhad
(Incorporated in Malaysia)

46. Financial risk management objectives and policies (cont'd.)

Risk governance (cont'd.)

The execution of the Board's risk strategies and policies is the responsibility of the Group's and the Bank's Management and the conduct of these functions are being exercised under a management committee structure, namely, the Executive Risk Management Committee ("ERMC"), which is chaired by the Chief Executive Officer ("CEO"). The Committee focuses on the overall business strategies and day-to-day business operations of the Group and the Bank in respect of risk management.

In addition, as an Islamic Bank, a Shariah Committee ("SC") is set up as an independent external body to decide on Shariah issues and simultaneously to assist towards risk mitigation and compliance with the Shariah principles.

There are other risk committees set up at the Management level to oversee specific risk areas and control function of which the following are the details:

Committee	Objective
Asset & Liability Committee ("ALCO")	To ensure all strategies conform to the Bank's risk appetite and levels of exposure as determined by BRMC. These include areas of capital management, funding and liquidity management and market risk.
Credit Committee ("CC")	To manage the direction of the Bank's large financing exposure (business and consumer). These include authority to decide on new and/or additional exposures and review the direction of existing exposure.
Investment Committee ("IC")	To manage the Bank's investments and decides on new and/or additional increases of existing investment securities and/or other Treasury investment-related activities.
Operational Risk Management Committee ("ORMC")	To ensure effective implementation of Operational Risk Management Framework.

To carry out the day-to-day risk management functions, a dedicated Risk Management Department ("RMD") that is independent of profit and volume target, exists to support the above committees.

**Bank Muamalat Malaysia Berhad
(Incorporated in Malaysia)**

46. Financial risk management objectives and policies (cont'd.)

(a) Credit risk

Credit risk is defined as the potential loss to the Group and the Bank as a result of defaults in payment by counter parties via financing and investment activities. The Group and the Bank comprehend that credit risk is inherent in its credit products activities such as credit financing facilities activities (funded/non-funded facilities); treasury activities (including inter-bank money market, money and capital trading, foreign exchange); and investment banking activities (including underwriting of corporate sukuk issuance).

The Group's and the Bank's RMD and Senior Management via ERM implement and execute the strategies and policies in managing credit risk to ensure that the Bank's exposure to credit are always kept within the Group's and the Bank's risk appetite parameters, and the Group and the Bank to be able to identify its risk tolerance levels. The administration of credit risk is governed by a full set of credit-related policies such as Credit Risk Policy ("CRP"), and Guidelines to Credit Risk Policies ("GCRP"), product manuals and standard operating procedures.

Credit exposures are controlled via a thorough credit assessment process which include, among others, assessing the adequacy of the identified source of payments and/or income generation from the customer, as well as determining the appropriate structure for financing.

As a supporting tool for the assessment, the Group and the Bank adopt credit risk rating (internal/external) mechanisms. The internal risk rating/grading mechanism is consistent with the nature, size and complexity of the Group's and the Bank's activities. It is also in compliance with the regulatory authority's requirements. Where applicable, the external rating assessment will be applied. This is provided by more than one of the selected reputable External Credit Assessment Institutions ("ECAI").

To mitigate credit concentration risks, the Group and the Bank set exposure limits to individual/single customer, groups of related customers, connected parties, global counterparty, industry/sector and other various funded and non-funded exposures. This is monitored and enforced throughout the credit delivery process.

The Group and the Bank also introduced the Credit Risk Mitigation Techniques ("CRMT") to ascertain the strength of collaterals and securities pledged for financing. The technique outlines the criteria for the eligibility and valuation as well as the monitoring process of the collaterals and securities pledged.

**Bank Muamalat Malaysia Berhad
(Incorporated in Malaysia)**

46. Financial risk management objectives and policies (cont'd.)

(a) Credit risk (cont'd.)

The Group's and the Bank's credit risk disclosures also cover past due and impaired financing including the approaches in determining the individual and collective impairment provisions.

Included in financing of customers is a financing given to a corporate customer which are hedged by profit rate derivatives. The hedge achieved the criteria for hedge accounting and the financing are carried at fair value.

During the year, the hedge accounting has been discontinued due to the termination of the hedge instrument. In 2021, the maximum credit exposure of the financing of customers amounted to RM700.0 million. The cumulative change in fair value of the financing attributable to changes in profit rate risks amount to a gain of RM17,078,028 (2021: RM48,238,151) and the change for the current period is a loss of RM29,348,812 (2021: gain of RM42,874,650). The changes in fair value of the designated financing attributable to changes in profit risk have been calculated by determining the changes in profit spread implicit in the fair value of securities issued by entities with similar credit characteristics.

(i) Maximum credit risk exposures and credit risk concentration

The following tables present the Group's and the Bank's maximum exposure to credit risk (without taking account of any collateral held or other credit enhancements) for each class of financial assets, including derivatives with positive fair values, and commitments and contingencies. Where financial assets are recorded at fair value, the amounts shown represent the current credit risk exposure but not the maximum risk exposure that could arise in the future as a result of changes in values. Included in commitments and contingencies are contingent liabilities and credit commitments. For contingent liabilities, the maximum exposures to credit risk is the maximum amount that the Group or the Bank would have to pay if the obligations for which the instruments are issued are called upon. For credit commitments, the maximum exposure to credit risk is the full amount of undrawn credit granted to customers and derivative financial instruments.

A concentration credit risk exists when a number of counterparties are engaged in similar activities and have similar economic characteristics that would cause their ability to meet contractual obligations to be similarly affected by changes in economic and other conditions.

By sector analysis

The presented analysis of credit risk concentration relates to financial assets, including derivatives with positive fair values, and commitments and contingencies, subject to credit risk and are based on the sector in which the counterparties are engaged (for non-individual counterparties) or the economic purpose of the credit exposure (for individuals). The exposures to credit risk are presented without taking into account of any collateral held or other credit enhancements.

Bank Muamalat Malaysia Berhad
(Incorporated in Malaysia)

46. Financial risk management objectives and policies (cont'd.)

(a) Credit risk (cont'd.)

(i) Maximum credit risk exposures and credit risk concentration (cont'd.)

By sector analysis (cont'd.)

Group 2022	Government and statutory bodies RM'000	Finance, takaful and business services RM'000	Agriculture, manufacturing, wholesale, retail and restaurant RM'000	Construction and real estate RM'000	Transport, storage and communication RM'000	Household RM'000	Others RM'000	Total RM'000
On balance sheet exposures								
Cash and short-term funds	-	1,235,453	-	-	-	-	-	1,235,453
Cash and placements with financial institutions	-	21,747	-	-	-	-	-	21,747
Financial investments at fair value through profit and loss	152,598	-	-	-	-	-	29,491	182,089
Financial investments at fair value through other comprehensive income	4,725,990	165,844	80,574	-	-	-	239,243	5,211,651
Financial assets at amortised cost	-	-	113,589	-	-	-	-	113,589
Islamic derivative financial assets	-	4,247	-	-	-	-	-	4,247
Financing of customers	945,889	1,641,736	2,070,410	1,581,653	189,534	16,877,576	710,269	24,017,067
Statutory deposits with Bank Negara Malaysia	417,091	-	-	-	-	-	-	417,091
Other assets	-	-	-	-	-	-	18,489	18,489
	6,241,568	3,069,027	2,264,573	1,581,653	189,534	16,877,576	997,492	31,221,423
Commitments and contingencies								
Contingent liabilities	87,057	98,387	163,217	507,580	109,689	4,312	84,687	1,054,929
Commitments	64,936	194,474	344,235	115,846	18,005	609,323	441,233	1,788,052
Other Miscellaneous Commitment and Contingent Liabilities	-	1,121	5,772	39,446	150	75,968	29,775	152,232
Islamic derivative financial instruments	-	999,107	787,323	-	-	-	-	1,786,430
	151,993	1,293,089	1,300,547	662,872	127,844	689,603	555,695	4,781,643
Total credit exposures	6,393,561	4,362,116	3,565,120	2,244,525	317,378	17,567,179	1,553,187	36,003,066

Bank Muamalat Malaysia Berhad
(Incorporated in Malaysia)

46. Financial risk management objectives and policies (cont'd.)

(a) Credit risk (cont'd.)

(i) Maximum credit risk exposures and credit risk concentration (cont'd.)

By sector analysis (cont'd.)

Group 2021	Government and statutory bodies RM'000	Finance, takaful and business services RM'000	Agriculture, manufacturing, wholesale, retail and restaurant RM'000	Construction and real estate RM'000	Transport, storage and communication RM'000	Household RM'000	Others RM'000	Total RM'000
On balance sheet exposures								
Cash and short-term funds	-	1,142,291	-	-	-	-	-	1,142,291
Cash and placements with financial institutions	-	31,184	-	-	-	-	-	31,184
Financial investments at fair value through profit and loss (restated, see Note 53)	152,891	-	-	-	-	-	-	152,891
Financial investments at fair value through other comprehensive income (restated, see Note 53)	4,354,427	214,431	53,080	5,118	-	-	408,099	5,035,155
Financial assets at amortised cost	-	-	107,109	-	-	-	-	107,109
Islamic derivative financial assets	-	5,437	-	-	-	-	-	5,437
Financing of customers	992,353	1,361,404	1,980,056	1,698,795	66,666	13,890,033	681,999	20,671,306
Statutory deposits with Bank Negara Malaysia	130,148	-	-	-	-	-	-	130,148
Other assets	-	-	-	-	-	-	10,923	10,923
	5,629,819	2,754,747	2,140,245	1,703,913	66,666	13,890,033	1,101,021	27,286,444
Commitments and contingencies								
Contingent liabilities	38,285	165,515	134,003	374,182	11,957	5,518	92,810	822,270
Commitments	18,210	265,013	326,423	149,305	15,070	335,323	503,798	1,613,142
Other Miscellaneous Commitment and Contingent Liabilities	-	240	1,669	21,518	855	1,357	134	25,773
Islamic derivative financial instruments	-	2,051,516	779,081	-	-	-	-	2,830,597
	56,495	2,482,284	1,241,176	545,005	27,882	342,198	596,742	5,291,782
Total credit exposures	5,686,314	5,237,031	3,381,421	2,248,918	94,548	14,232,231	1,697,763	32,578,226

Bank Muamalat Malaysia Berhad
(Incorporated in Malaysia)

46. Financial risk management objectives and policies (cont'd.)

(a) Credit risk (cont'd.)

(i) Maximum credit risk exposures and credit risk concentration (cont'd.)

By sector analysis (cont'd.)

Group 2020	Government and statutory bodies RM'000	Finance, takaful and business services RM'000	Agriculture, manufacturing, wholesale, retail and restaurant RM'000	Construction and real estate RM'000	Transport, storage and communication RM'000	Household RM'000	Others RM'000	Total RM'000
On balance sheet exposures								
Cash and short-term funds	-	2,933,172	-	-	-	-	-	2,933,172
Cash and placements with financial institutions	-	30,417	-	-	-	-	-	30,417
Financial investments at fair value through profit and loss (restated, see Note 53)	148,085	-	-	-	-	-	-	148,085
Financial investments at fair value through other comprehensive income (restated, see Note 53)	2,746,349	602,680	63,083	32,050	-	-	520,055	3,964,217
Financial assets at amortised cost	-	-	105,544	-	-	-	-	105,544
Islamic derivative financial assets	-	47,820	-	-	-	-	-	47,820
Financing of customers	1,042,824	1,057,648	2,136,502	1,753,798	59,420	11,662,015	403,610	18,115,817
Statutory deposits with Bank Negara Malaysia	95,255	-	-	-	-	-	-	95,255
Other assets	-	-	-	-	-	-	32,517	32,517
	4,032,513	4,671,737	2,305,129	1,785,848	59,420	11,662,015	956,182	25,472,844
Commitments and contingencies								
Contingent liabilities	28,714	238,833	104,814	334,608	4,438	5,006	14,968	731,381
Commitments	18,083	476,073	455,773	369,035	799	164,956	167,760	1,652,479
Other Miscellaneous Commitment and Contingent Liabilities	-	711	3,762	1,130	250	1,249	-	7,102
Islamic derivative financial instruments	-	4,526,523	-	-	-	-	-	4,526,523
	46,797	5,242,140	564,349	704,773	5,487	171,211	182,728	6,917,485
Total credit exposures	4,079,310	9,913,877	2,869,478	2,490,621	64,907	11,833,226	1,138,910	32,390,329

Bank Muamalat Malaysia Berhad
(Incorporated in Malaysia)

46. Financial risk management objectives and policies (cont'd.)

(a) Credit risk (cont'd.)

(i) Maximum credit risk exposures and credit risk concentration (cont'd.)

By sector analysis (cont'd.)

Bank 2022	Government and statutory bodies RM'000	Finance, takaful and business services RM'000	Agriculture, manufacturing, wholesale, retail and restaurant RM'000	Construction and real estate RM'000	Transport, storage and communication RM'000	Household RM'000	Others RM'000	Total RM'000
On balance sheet exposures								
Cash and short-term funds	-	1,235,453	-	-	-	-	-	1,235,453
Cash and placements with financial institutions	-	21,747	-	-	-	-	-	21,747
Financial investments at fair value through profit and loss	152,598	-	-	-	-	-	26,946	179,544
Financial investments at fair value through other comprehensive income	4,725,990	165,844	80,574	-	-	-	239,243	5,211,651
Financial assets at amortised cost	-	-	113,589	-	-	-	-	113,589
Islamic derivative financial assets	-	4,247	-	-	-	-	-	4,247
Financing of customers	945,889	1,641,735	2,070,410	1,581,653	189,534	16,877,576	699,616	24,006,413
Statutory deposits with Bank Negara Malaysia	417,091	-	-	-	-	-	-	417,091
Other assets	-	-	-	-	-	-	18,045	18,045
	6,241,568	3,069,026	2,264,573	1,581,653	189,534	16,877,576	983,850	31,207,780
Commitments and contingencies								
Contingent liabilities	87,057	98,387	163,217	507,580	109,689	4,312	84,687	1,054,929
Commitments	64,936	194,474	344,235	115,846	18,005	609,323	441,233	1,788,052
Other Miscellaneous Commitment and Contingent Liabilities	-	1,121	5,772	39,446	150	75,968	29,775	152,232
Derivative financial instruments	-	999,107	787,323	-	-	-	-	1,786,430
	151,993	1,293,089	1,300,547	662,872	127,844	689,603	555,695	4,781,643
Total credit exposures	6,393,561	4,362,115	3,565,120	2,244,525	317,378	17,567,179	1,539,545	35,989,423

Bank Muamalat Malaysia Berhad
(Incorporated in Malaysia)

46. Financial risk management objectives and policies (cont'd.)

(a) Credit risk (cont'd.)

(i) Maximum credit risk exposures and credit risk concentration (cont'd.)

By sector analysis (cont'd.)

Bank 2021	Government and statutory bodies RM'000	Finance, takaful and business services RM'000	Agriculture, manufacturing, wholesale, retail and restaurant RM'000	Construction and real estate RM'000	Transport, storage and communication RM'000	Household RM'000	Others RM'000	Total RM'000
On balance sheet exposures								
Cash and short-term funds	-	1,142,291	-	-	-	-	-	1,142,291
Cash and placements with financial institutions	-	31,184	-	-	-	-	-	31,184
Financial investments at fair value through profit and loss (restated, see Note 53)	152,891	-	-	-	-	-	-	152,891
Financial investments at fair value through other comprehensive income (restated, see Note 53)	4,354,427	214,431	53,080	5,118	-	-	405,593	5,032,649
Financial assets at amortised cost	-	-	107,109	-	-	-	-	107,109
Islamic derivative financial assets	-	5,437	-	-	-	-	-	5,437
Financing of customers	992,353	1,361,404	1,980,056	1,698,795	66,666	13,890,033	672,311	20,661,618
Statutory deposits with Bank Negara Malaysia	130,148	-	-	-	-	-	-	130,148
Other assets	-	-	-	-	-	-	10,375	10,375
	5,629,819	2,754,747	2,140,245	1,703,913	66,666	13,890,033	1,088,279	27,273,702
Commitments and contingencies								
Contingent liabilities	38,285	165,515	134,003	374,182	11,957	5,518	92,810	822,270
Commitments	18,210	265,013	326,423	149,305	15,070	335,323	503,798	1,613,142
Other Miscellaneous Commitment and Contingent Liabilities	-	240	1,669	21,518	855	1,357	134	25,773
Derivative financial instruments	-	2,051,516	779,081	-	-	-	-	2,830,597
	56,495	2,482,284	1,241,176	545,005	27,882	342,198	596,742	5,291,782
Total credit exposures	5,686,314	5,237,031	3,381,421	2,248,918	94,548	14,232,231	1,685,021	32,565,484

Bank Muamalat Malaysia Berhad
(Incorporated in Malaysia)

46. Financial risk management objectives and policies (cont'd.)

(a) Credit risk (cont'd.)

(i) Maximum credit risk exposures and credit risk concentration (cont'd.)

By sector analysis (cont'd.)

Bank 2020	Government and statutory bodies RM'000	Finance, takaful and business services RM'000	Agriculture, manufacturing, wholesale, retail and restaurant RM'000	Construction and real estate RM'000	Transport, storage and communication RM'000	Household RM'000	Others RM'000	Total RM'000
On balance sheet exposures								
Cash and short-term funds	-	2,933,172	-	-	-	-	-	2,933,172
Cash and placements with financial institutions	-	30,417	-	-	-	-	-	30,417
Financial investments at fair value through profit and loss (restated, see Note 53)	148,085	-	-	-	-	-	-	148,085
Financial investments at fair value through other comprehensive income (restated, see Note 53)	2,746,349	602,680	63,083	32,050	-	-	517,588	3,961,750
Financial assets at amortised cost	-	-	105,544	-	-	-	-	105,544
Islamic derivative financial assets	-	47,820	-	-	-	-	-	47,820
Financing of customers	1,042,824	1,057,649	2,136,502	1,753,798	59,420	11,662,015	397,994	18,110,202
Statutory deposits with Bank Negara Malaysia	95,255	-	-	-	-	-	-	95,255
Other assets	-	-	-	-	-	-	31,741	31,741
	4,032,513	4,671,738	2,305,129	1,785,848	59,420	11,662,015	947,323	25,463,986
Commitments and contingencies								
Contingent liabilities	28,714	238,833	104,814	334,608	4,438	5,006	14,968	731,381
Commitments	18,083	476,073	455,773	369,035	799	164,956	167,760	1,652,479
Other Miscellaneous Commitment and Contingent Liabilities	-	711	3,762	1,130	250	1,249	-	7,102
Derivative financial instruments	-	4,526,523	-	-	-	-	-	4,526,523
	46,797	5,242,140	564,349	704,773	5,487	171,211	182,728	6,917,485
Total credit exposures	4,079,310	9,913,878	2,869,478	2,490,621	64,907	11,833,226	1,130,051	32,381,471

Bank Muamalat Malaysia Berhad
(Incorporated in Malaysia)

46. Financial risk management objectives and policies (cont'd.)

(a) Credit risk (cont'd.)

(i) Maximum credit risk exposures and credit risk concentration (cont'd.)

By geographical analysis

The analysis of credit concentration risk of financial assets and commitments and contingencies of the Group and the Bank categorised by geographical distribution (based on the geographical location where the credit risk resides) are as follows:

	Group		Bank	
	Domestic RM'000	Labuan RM'000	Domestic RM'000	Labuan RM'000
2022				
On Balance Sheet				
Exposures				
Cash and short-term funds	1,155,842	79,611	1,155,842	79,611
Cash and placements with financial institutions	21,747	-	21,747	-
Financial investments designated at fair value through profit and loss	182,089	-	179,544	-
Financial investments at fair value through other comprehensive income	5,065,879	145,772	5,065,879	145,772
Financial investments amortised cost	113,589	-	113,589	-
Islamic derivative financial assets	4,247	-	4,247	-
Financing of customers	24,017,067	-	24,006,413	-
Statutory deposits with Bank Negara Malaysia	417,091	-	417,091	-
Other assets	18,486	3	18,042	3
	30,996,037	225,386	30,982,394	225,386
Commitments and contingencies				
Contingent liabilities	1,054,929	-	1,054,929	-
Commitments	1,788,052	-	1,788,052	-
Other Miscellaneous Commitment and Contingent Liabilities	152,232	-	152,232	-
Islamic derivative financial instruments	1,786,430	-	1,786,430	-
	4,781,643	-	4,781,643	-
Total credit exposures	35,777,680	225,386	35,764,037	225,386

Bank Muamalat Malaysia Berhad
(Incorporated in Malaysia)

46. Financial risk management objectives and policies (cont'd.)

(a) Credit risk (cont'd.)

(i) Maximum credit risk exposures and credit risk concentration (cont'd.)

By geographical analysis

The analysis of credit concentration risk of financial assets and commitments and contingencies of the Group and the Bank categorised by geographical distribution (based on the geographical location where the credit risk resides) are as follows:

	Group		Bank	
	Domestic	Labuan	Domestic	Labuan
	RM'000	RM'000	RM'000	RM'000
		Restated		Restated
2021				
On Balance Sheet				
Exposures				
Cash and short-term funds	1,088,191	54,100	1,088,191	54,100
Cash and placements with financial institutions	31,184	-	31,184	-
Financial investments designated at fair value through profit and loss (restated, see Note 53)	152,891	-	152,891	-
Financial investments at fair value through other comprehensive income (restated, see Note 53)	4,866,770	168,385	4,864,264	168,385
Financial investments amortised cost	107,109	-	107,109	-
Islamic derivative financial assets	5,437	-	5,437	-
Financing of customers	20,671,306	-	20,661,618	-
Statutory deposits with Bank Negara Malaysia	130,148	-	130,148	-
Other assets	10,921	3	10,372	3
	27,063,956	222,488	27,051,214	222,488
Commitments and contingencies				
Contingent liabilities	822,270	-	822,270	-
Commitments	1,613,142	-	1,613,142	-
Other Miscellaneous Commitment and Contingent Liabilities	25,773	-	25,773	-
Islamic derivative financial instruments	2,830,597	-	2,830,597	-
	5,291,782	-	5,291,782	-
Total credit exposures	32,355,738	222,488	32,342,996	222,488

Bank Muamalat Malaysia Berhad
(Incorporated in Malaysia)

46. Financial risk management objectives and policies (cont'd.)

(a) Credit risk (cont'd.)

(i) Maximum credit risk exposures and credit risk concentration (cont'd.)

By geographical analysis

The analysis of credit concentration risk of financial assets and commitments and contingencies of the Group and the Bank categorised by geographical distribution (based on the geographical location where the credit risk resides) are as follows:

	Group		Bank	
	Domestic RM'000	Labuan RM'000	Domestic RM'000	Labuan RM'000
2020				
On Balance Sheet				
Exposures				
Cash and short-term funds	2,794,518	138,654	2,794,518	138,654
Cash and placements with financial institutions	30,417	-	30,417	-
Investment accounts due from designated financial institution	-	-	-	-
Financial investments designated at fair value through profit and loss (restated, see Note 53)	148,085	-	148,085	-
Financial investments at fair value through other comprehensive income (restated, see Note 53)	3,798,965	165,252	3,796,498	165,252
Financial investments amortised cost	105,544	-	105,544	-
Islamic derivative financial assets	47,820	-	47,820	-
Financing of customers	18,115,817	-	18,110,202	-
Statutory deposits with Bank Negara Malaysia	95,255	-	95,255	-
Other assets	32,514	3	31,738	3
	25,168,935	303,909	25,160,077	303,909
Commitments and contingencies				
Contingent liabilities	731,381	-	731,381	-
Commitments	1,652,479	-	1,652,479	-
Other Miscellaneous Commitment and Contingent Liabilities	7,102	-	7,102	-
Islamic derivative financial instruments	4,526,523	-	4,526,523	-
	6,917,485	-	6,917,485	-
Total credit exposures	32,086,420	303,909	32,077,562	303,909

196501000376 (6175-W)

Bank Muamalat Malaysia Berhad
(Incorporated in Malaysia)

46. Financial risk management objectives and policies (cont'd.)

(a) Credit risk (cont'd.)

(ii) Credit quality for financing of customers

The credit quality for financing of customers is managed by the Group and the Bank using the internal credit ratings. The table below shows the credit quality for financing of customers exposed to credit risk, based on the Group's and the Bank's internal credit ratings.

Financing of customers are analysed as follows:

Group	Neither past due nor impaired		Past due	Impaired	Total
2022	Good	Satisfactory	but not	financing	
	RM'000	RM'000	impaired	RM'000	RM'000
Term financing					
- Home financing	6,826,928	328,592	172,313	60,051	7,387,884
- Syndicated financing	555,291	-	-	-	555,291
- Hire purchase receivables	904,427	6,196	7,152	1,548	919,323
- Other term financing	11,173,389	114,700	104,998	103,040	11,496,127
Other financing	3,864,750	9,759	1,096	41,318	3,916,923
	23,324,785	459,247	285,559	205,957	24,275,548
Less:					
-Stage 1 - 12 Months ECL	-	-	-	-	(128,896)
-Stage 2 - Lifetime ECL not credit impaired	-	-	-	-	(25,667)
-Stage 3 - Lifetime ECL credit impaired	-	-	-	-	(103,918)
Total net financing	23,324,785	459,247	285,559	205,957	24,017,067

Bank Muamalat Malaysia Berhad
(Incorporated in Malaysia)

46. Financial risk management objectives and policies (cont'd.)

(a) Credit risk (cont'd.)

(ii) Credit quality for financing of customers

The credit quality for financing of customers is managed by the Group and the Bank using the internal credit ratings. The table below shows the credit quality for financing of customers exposed to credit risk, based on the Group's and the Bank's internal credit ratings.

Financing of customers are analysed as follows:

Group	Neither past due nor impaired		Past due	Impaired	Total
2021	Good	Satisfactory	but not	financing	
	RM'000	RM'000	impaired	RM'000	RM'000
Term financing					
- Home financing	5,579,616	132,386	18,714	68,345	5,799,061
- Syndicated financing	561,017	-	-	-	561,017
- Hire purchase receivables	636,718	8,013	4,360	1,384	650,475
- Other term financing	9,660,937	101,443	16,301	60,821	9,839,502
Other financing	3,975,628	30,669	379	41,523	4,048,199
	20,413,916	272,511	39,754	172,073	20,898,254
Less:					
-Stage 1 - 12 Months ECL	-	-	-	-	(116,768)
-Stage 2 - Lifetime ECL not credit impaired	-	-	-	-	(34,046)
-Stage 3 - Lifetime ECL credit impaired	-	-	-	(76,134)	(76,134)
Total net financing	20,413,916	272,511	39,754	95,939	20,671,306

Bank Muamalat Malaysia Berhad
(Incorporated in Malaysia)

46. Financial risk management objectives and policies (cont'd.)

(a) Credit risk (cont'd.)

(ii) Credit quality for financing of customers (cont'd.)

Financing of customers are analysed as follows: (cont'd.)

Bank 2022	Neither past due nor impaired Good RM'000	Satisfactory RM'000	Past due but not impaired RM'000	Impaired financing RM'000	Total RM'000
Term financing					
- Home financing	6,826,928	328,592	172,313	60,051	7,387,884
- Syndicated financing	555,291	-	-	-	555,291
- Hire purchase receivables	904,427	6,196	7,152	1,548	919,323
- Other term financing	11,162,735	114,700	104,998	103,040	11,485,473
Other financing	3,864,750	9,759	1,096	41,318	3,916,923
	23,314,131	459,247	285,559	205,957	24,264,894
Less:					
-Stage 1 - 12 Months ECL	-	-	-	-	(128,896)
-Stage 2 - Lifetime ECL not credit impaired	-	-	-	-	(25,667)
-Stage 3 - Lifetime ECL credit impaired	-	-	-	-	(103,918)
Total net financing	23,314,131	459,247	285,559	205,957	24,006,413

Bank Muamalat Malaysia Berhad
(Incorporated in Malaysia)

46. Financial risk management objectives and policies (cont'd.)

(a) Credit risk (cont'd.)

(ii) Credit quality for financing of customers (cont'd.)

Financing of customers are analysed as follows: (cont'd.)

Bank 2021	Neither past due nor impaired Good RM'000	Satisfactory RM'000	Past due but not impaired RM'000	Impaired financing RM'000	Total RM'000
Term financing					
- Home financing	5,579,616	132,386	18,714	68,345	5,799,061
- Syndicated financing	561,017	-	-	-	561,017
- Hire purchase receivables	636,718	8,013	4,360	1,384	650,475
- Other term financing	9,651,249	101,443	16,301	60,821	9,829,814
Other financing	3,975,628	30,669	379	41,523	4,048,199
	<u>20,404,228</u>	<u>272,511</u>	<u>39,754</u>	<u>172,073</u>	<u>20,888,566</u>
Less:					
-Stage 1 - 12 Months ECL	-	-	-	-	(116,768)
-Stage 2 - Lifetime ECL not credit impaired	-	-	-	-	(34,046)
-Stage 3 - Lifetime ECL credit impaired	-	-	-	(76,134)	(76,134)
Total net financing	<u>20,404,228</u>	<u>272,511</u>	<u>39,754</u>	<u>95,939</u>	<u>20,661,618</u>

Bank Muamalat Malaysia Berhad
(Incorporated in Malaysia)

46. Financial risk management objectives and policies (cont'd.)

(a) Credit risk (cont'd.)

(ii) Credit quality for financing of customers (cont'd.)

Neither past due nor impaired

Financing of customers which are neither past due nor impaired are identified into the following grades:

- “Good grade” refers to financing of customers which are neither past due nor impaired in the last six (6) months and have never undergone any rescheduling or restructuring exercise previously.
- “Satisfactory grade” refers to financing of customers which may have been past due but not impaired or impaired during the last six (6) months or have undergone a rescheduling or restructuring exercise previously.

Past due but not impaired

Past due but not impaired financing of customers refers to instances where the customer has failed to make principal or profit payment or both after the contractual due date for more than one (1) day but less than three (3) months.

Ageing analysis of past due but not impaired is as follows:

Group and Bank	1 - 2 months RM'000	>2 - 3 months RM'000	Total RM'000
2022			
Term financing			
- Home financing	172,040	273	172,313
- Hire purchase receivables	7,009	143	7,152
- Other term financing	103,091	1,907	104,998
Other financing	978	118	1,096
Total	283,118	2,441	285,559
2021			
Term financing			
- Home financing	14,430	4,284	18,714
- Hire purchase receivables	2,807	1,553	4,360
- Other term financing	9,309	6,992	16,301
Other financing	160	219	379
Total	26,706	13,048	39,754

Bank Muamalat Malaysia Berhad
(Incorporated in Malaysia)

46. Financial risk management objectives and policies (cont'd.)

(a) Credit risk (cont'd.)

(ii) Credit quality for financing of customers (cont'd.)

Past due but not impaired (cont'd.)

The following table presents an analysis of the past due but not impaired financing by economic purpose.

Group and Bank	2022 RM'000	2021 RM'000
Purchase of transport vehicles	7,163	4,360
Purchase of landed properties of which:		
– residential	161,851	18,498
– non-residential	10,357	515
Personal use	91,564	14,890
Construction	285	1,092
Working capital	13,047	160
Other purpose	1,292	239
	285,559	39,754

Collateral and other credit enhancements

The amount and type of collateral required depends on assessment of credit risk of the counterparty. Guidelines are implemented regarding the acceptability of types of collateral and valuation parameters.

The main types of collateral obtained by the Group and the Bank are as follows:

- For home financing - mortgages over residential properties;
- For syndicated financing - charges over the properties being financed;
- For hire purchase financing - charges over the vehicles financed; and
- For other financing - charges over business assets such as premises, inventories, trade receivables or deposits.

The financial effect of collateral (i.e. quantification of the extent to which collateral and other credit enhancements mitigate credit risk) held for financing of customer for the Group and the Bank are at 79.02% and 79.05%, respectively, as at 31 December 2022 (the Group and the Bank are at 82.4% and 82.5% as at 31 December 2021). Meanwhile, the financial effect of collateral held for other financial assets is not significant.

**Bank Muamalat Malaysia Berhad
(Incorporated in Malaysia)**

46. Financial risk management objectives and policies (cont'd.)

(a) Credit risk (cont'd.)

(ii) Credit quality for financing of customers (cont'd.)

Collateral and other credit enhancements (cont'd.)

As at 31 December 2022, the fair value of collateral that the Group and the Bank hold relating to financing of customers individually determined to be impaired amounts to RM29,911,219 as compared against 31 December 2021 total amount of RM55,757,689. The collateral consists of cash, securities, letters of guarantee, and properties.

Reposessed collateral

It is the Group's and the Bank's policy that dictates disposal of reposessed collateral to be carried out in an orderly manner. The proceeds are used to reduce or repay the outstanding balance of financing and securities. Collateral reposessed are subject to disposal as soon as it is practical to do so. Foreclosed properties are recognised in other assets on the statement of financial position. At present, the Group and the Bank do not occupy reposessed properties for its own business use.

Bank Muamalat Malaysia Berhad
(Incorporated in Malaysia)

46. Financial risk management objectives and policies (cont'd.)

(a) Credit risk (cont'd.)

(iii) Analysis of inputs to the ECL model under multiple economic scenarios

An overview of the approach to estimating ECLs is set out in Note 2.3 Summary of significant accounting policies and in Note 3 Significant accounting judgements, estimates and assumptions.

The probability weights for each scenarios are determined using the probability density approach. GDP is used as an anchor as GDP reflects the overall condition of the economy. To estimate the probability of each scenario, the Bank's GDP forecasts are compared against the forecasts by the various research houses. It is then estimated by obtaining the area under the probability density curve based on the Bank's forecasts.

The following table shows the forecast of the key forward-looking economic variables used in each of the economic scenarios for the ECL calculations for financial year ended 31 December 2022.

Key Variable	ECL Scenario	Assigned Probabilities (%)	2022 (Actual)	2023 (Forecast)	2024 (Forecast)
Consumer Price Index (YOY%)	Base case	42.54%	2.00%	2.50%	1.80%
	Upside	25.45%	2.00%	1.40%	0.40%
	Downside	32.01%	2.00%	3.10%	2.50%
Unemployment Rate (%)	Base case	42.54%	4.80%	4.40%	3.80%
	Upside	25.45%	4.80%	4.00%	3.20%
	Downside	32.01%	4.80%	4.80%	4.10%
Overnight Policy Rate (%)	Base case	42.54%	1.75%	1.75%	2.00%
	Upside	25.45%	1.75%	1.75%	2.50%
	Downside	32.01%	1.75%	1.75%	1.75%
Private Consumption (YOY %)	Base case	42.54%	11.60%	0.60%	11.00%
	Upside	25.45%	11.60%	2.28%	15.79%
	Downside	32.01%	11.60%	-1.46%	9.92%
Public Consumption (YOY %)	Base case	42.54%	9.00%	5.90%	0.50%
	Upside	25.45%	9.00%	7.20%	7.40%
	Downside	32.01%	9.00%	3.00%	0.20%
Gold Price (USD/oz)	Base case	42.54%	1756.66	1700.00	1570.00
	Upside	25.45%	1756.66	1670.00	1550.00
	Downside	32.01%	1756.66	1950.00	1720.00

Bank Muamalat Malaysia Berhad
(Incorporated in Malaysia)

46. Financial risk management objectives and policies (cont'd.)

(a) Credit risk (cont'd.)

(iii) Analysis of inputs to the ECL model under multiple economic scenarios (cont'd.)

31 December 2021

Key Variable	ECL Scenario	Assigned Probabilities (%)	2021 (Actual)	2022 (Forecast)	2023 (Forecast)
Consumer Price Index (YOY%)	Base case	42.54%	2.00%	2.50%	1.80%
	Upside	25.45%	2.00%	1.40%	0.40%
	Downside	32.01%	2.00%	3.10%	2.50%
Unemployment Rate (%)	Base case	42.54%	4.80%	4.40%	3.80%
	Upside	25.45%	4.80%	4.00%	3.20%
	Downside	32.01%	4.80%	4.80%	4.10%
Overnight Policy Rate (%)	Base case	42.54%	1.75%	1.75%	2.00%
	Upside	25.45%	1.75%	1.75%	2.50%
	Downside	32.01%	1.75%	1.75%	1.75%
Private Consumption (YOY %)	Base case	42.54%	11.60%	0.60%	11.00%
	Upside	25.45%	11.60%	2.28%	15.79%
	Downside	32.01%	11.60%	-1.46%	9.92%
Public Consumption (YOY %)	Base case	42.54%	9.00%	5.90%	0.50%
	Upside	25.45%	9.00%	7.20%	7.40%
	Downside	32.01%	9.00%	3.00%	0.20%
Gold Price (USD/oz)	Base case	42.54%	1756.66	1700.00	1570.00
	Upside	25.45%	1756.66	1670.00	1550.00
	Downside	32.01%	1756.66	1950.00	1720.00

Bank Muamalat Malaysia Berhad
(Incorporated in Malaysia)

46. Financial risk management objectives and policies (cont'd.)

(a) Credit risk (cont'd.)

(iv) Credit quality for financial investments and other financial assets

Set out below are the credit quality for financial investments (non-money market instruments - debt securities) and other financial assets analysed by ratings from external credit ratings agencies:

Group	Financial investments at amortised cost		Financial investments at FVOCI		
	Non-Money Market Instruments - Debt Securities		Non-Money Market Instruments - Debt Securities		Other assets
	Domestic Ratings RM'000	Total RM'000	Domestic Ratings RM'000	Total RM'000	
2022					
AAA+ to AA-	-	-	98,980	98,980	-
A+ to A-	-	-	-	-	-
BBB+ to BB-	113,589	113,589	1,318	1,318	-
Unrated	-	-	72,219	72,219	18,489
Sovereign	-	-	4,831,948	4,831,948	-
Total	113,589	113,589	5,004,465	5,004,465	18,489
2021					
AAA+ to AA-	-	-	182,837	182,837	-
A+ to A-	-	-	10,193	10,193	-
BBB+ to BB-	107,109	107,109	3,550	3,550	-
Unrated	-	-	90,863	90,863	10,923
Sovereign	-	-	4,477,991	4,477,991	-
Total	107,109	107,109	4,765,434	4,765,434	10,923

Bank Muamalat Malaysia Berhad
(Incorporated in Malaysia)

46. Financial risk management objectives and policies (cont'd.)

(a) Credit risk (cont'd.)

(iv) Credit quality for financial investments and other financial assets (cont'd.)

Set out below are the credit quality for financial investments (non-money market instruments - debt securities) and other financial assets analysed by ratings from external credit ratings agencies (cont'd.) :

	Financial investments at amortised cost		Financial investments at FVOCI		
	Non-Money Market Instruments - Debt Securities		Non-Money Market Instruments - Debt Securities		
Bank	Domestic Ratings RM'000	Total RM'000	Domestic Ratings RM'000	Total RM'000	Other assets RM'000
2022					
AAA+ to AA-	-	-	98,980	98,980	-
A+ to A-	-	-	-	-	-
BBB+ to BB-	113,589	113,589	1,318	1,318	-
Unrated	-	-	72,219	72,219	18,045
Sovereign	-	-	4,831,948	4,831,948	-
Total	113,589	113,589	5,004,465	5,004,465	18,045
2021					
AAA+ to AA-	-	-	182,837	182,837	-
A+ to A-	-	-	10,193	10,193	-
BBB+ to BB-	107,109	107,109	3,550	3,550	-
Unrated	-	-	90,863	90,863	10,374
Sovereign	-	-	4,477,991	4,477,991	-
Total	107,109	107,109	4,765,434	4,765,434	10,374

**Bank Muamalat Malaysia Berhad
(Incorporated in Malaysia)**

46. Financial risk management objectives and policies (cont'd.)

(a) Credit risk (cont'd.)

(iv) Credit quality for financial investments and other financial assets (cont'd.)

The ratings shown for debt securities are based on the ratings assigned to the specific debt issuance. As at the reporting date and prior year, none of the financial investments mentioned above are past due, except for defaulted corporate sukuk of the Group and the Bank held under financial investments at fair value through other comprehensive income with net outstanding amount is nil (2021: Nil), which have been classified as impaired and fully provided for.

(b) Market risk

Market risk refer to the potential loss arising from adverse movements in market variables such as rate of return, foreign exchange rate, equity prices and commodity prices.

Types of market risk

(i) Traded market risk

Traded market risk, primarily rate of return risk and credit spread risk, exists in the Group's and the Bank's trading positions held for the purpose of benefiting from short-term price movements, which are conducted primarily by the treasury operations.

Risk measurement approach

The Group's and the Bank's traded market risk framework comprises market risk policies and practices, delegation of authority, market risk limits and valuation methodologies. The Group's and the Bank's traded market risk for its profit-sensitive fixed income instruments is measured by the present value of a one basis point change ("PV01") and is monitored independently by the Treasury Middle Office ("TMO") on a daily basis against approved market risk limits. In addition, the TMO is also responsible to monitor and report on limit excesses and the daily mark-to-market valuation of fixed income securities. The market risk limits are determined after taking into account the risk appetite and the risk-return relationship and are periodically reviewed by Risk Management Department. Changes to market risk limits must be approved by the Board of Directors. The trading positions and limits are regularly reported to the ALCO. The Group and the Bank maintain its policy of prohibiting exposures in trading financial derivative positions unless with the prior specific approval of the Board of Directors.

**Bank Muamalat Malaysia Berhad
(Incorporated in Malaysia)**

46. Financial risk management objectives and policies (cont'd.)

(b) Market risk (cont'd.)

Types of market risk (cont'd.)

(ii) Non-traded market risk

The Group's and the Bank's core non-traded market risk refers to the rate of return risk in the Group's and the Bank's Islamic banking business, foreign exchange risk, and equity risk.

Rate of return risk

Rate of return risk refers to the potential loss of income arising from changes in market rates in regards to return on assets and on the returns payable on funding. The risk arises from option portfolios embedded in the Group's and the Bank's assets and liabilities.

Rate of return risk emanates from the repricing mismatches of the Group's and the Bank's banking assets and liabilities and also from the Group's and the Bank's investment of its surplus funds.

Risk measurement approach

The primary objective in managing the rate of return risk is to manage the volatility in the Group's and the Bank's net profit income ("NPI") and economic value of equity ("EVE"), whilst balancing the cost of such hedging activities on the current revenue streams. This shall be achieved in a variety of ways that involve the offsetting of positions against each other for any matching assets and liabilities, the acquisition of new financial assets and liabilities to narrow the mismatch in profit rate sensitive assets and liabilities, and entering into derivative financial instruments which have the opposite effects.

The Group and the Bank use various tools including repricing gap reports, sensitivity analysis, and income scenario simulations to measure its rate of return risk. The impact on earnings and EVE is considered at all times in measuring the rate of return risk and is subject to limits approved by the Board of Directors.

The following tables indicate the effective profit rates at the reporting date and the Group's and the Bank's sensitivity to profit rates by time band based on the earlier of contractual repricing date and maturity date. Actual repricing dates may differ from contractual repricing dates due to prepayment of financing or early withdrawal of deposits.

196501000376 (6175-W)

Bank Muamalat Malaysia Berhad
(Incorporated in Malaysia)

46. Financial risk management objectives and policies (cont'd.)

(b) Market risk (cont'd.)

Types of market risk (cont'd.)

(ii) Non-traded market risk (cont'd.)

Rate of return risk (cont'd.)

Group	Up to	>1-3	>3-12					Over	Non-profit	Trading		Effective
2022	1 month	months	months	>1-2 years	>2-3 years	>3-4 years	>4-5 years	5 years	sensitive	books	Total	profit
	RM'000	RM'000	RM'000	RM'000	RM'000	RM'000	RM'000	RM'000	RM'000	RM'000	RM'000	rate %
ASSETS												
Cash and short-term funds	1,113,571	-	-	-	-	-	-	-	121,882	-	1,235,453	2.9%
Cash and placements with financial institutions	-	21,747	-	-	-	-	-	-	-	-	21,747	2.9%
Financial investment designated at fair value through profit and loss	-	-	-	-	-	-	-	-	61,863	120,226	182,089	7.0%
Financial assets at fair value through other comprehensive income	557	754	1,482,007	1,396,138	765,903	384,548	347,137	575,646	258,961	-	5,211,651	3.1%
Financial assets at amortised cost	-	-	-	-	-	-	-	147,744	(34,155)	-	113,589	1.5%
Islamic derivative financial assets	-	-	-	-	-	-	-	-	-	4,247	4,247	-
Financing of customers:												
- non-impaired	17,841,916	1,315,471	1,047,092	511,439	242,281	126,067	126,453	2,708,972	45,982	-	23,965,673	5.2%
- impaired*	-	-	-	-	-	-	-	-	205,957	-	205,957	-
- 12-month ECL and lifetime ECL not credit impaired	-	-	-	-	-	-	-	-	(154,563)	-	(154,563)	-
Other non-profit sensitive balances	-	-	-	-	-	-	-	-	748,374	-	748,374	-
TOTAL ASSETS	18,956,044	1,337,972	2,529,099	1,907,577	1,008,184	510,615	473,590	3,432,362	1,254,301	124,473	31,534,217	
LIABILITIES AND EQUITY												
Deposits from customers	9,638,556	6,222,666	3,228,459	6,198,007	315,303	50,258	350	-	667,010	-	26,320,609	2.5%
Investment accounts of customers	301,158	-	-	-	-	-	-	-	-	-	301,158	0.1%
Deposits and placements of banks and other financial institutions	200	-	1,800	250	-	-	5,000	-	296,138	-	303,388	0.0%
Bills and acceptances payable	-	-	-	-	-	-	-	-	20,218	-	20,218	-
Islamic derivative financial liabilities	-	-	-	-	-	-	-	-	-	23,111	23,111	-
Recourse obligation on financing sold to Cagamas Berhad	-	-	150,000	-	582,501	-	-	-	673	-	733,174	4.2%
Subordinated sukuk	-	-	-	-	-	500,000	300,000	-	6,596	-	806,596	4.8%
Other non-profit sensitive balances	-	-	-	-	-	-	-	-	139,359	-	139,359	-
Total Liabilities	9,939,914	6,222,666	3,380,259	6,198,257	897,804	550,258	305,350	-	1,129,994	23,111	28,647,613	
Equity attributable to shareholders of the Group	-	-	-	-	-	-	-	-	2,886,604	-	2,886,604	-
TOTAL LIABILITIES AND EQUITY	9,939,914	6,222,666	3,380,259	6,198,257	897,804	550,258	305,350	-	4,016,598	23,111	31,534,217	

196501000376 (6175-W)

Bank Muamalat Malaysia Berhad
(Incorporated in Malaysia)

46. Financial risk management objectives and policies (cont'd.)

(b) Market risk (cont'd.)

Types of market risk (cont'd.)

(ii) Non-traded market risk (cont'd.)

Rate of return risk (cont'd.)

Group 2022	Up to 1 month RM'000	>1-3 months RM'000	>3-12 months RM'000	>1-2 years RM'000	>2-3 years RM'000	>3-4 years RM'000	>4-5 years RM'000	Over 5 years RM'000	Non-profit sensitive RM'000	Trading books RM'000	Total RM'000	Effective profit rate %
On-balance sheet profit sensitivity gap	9,016,130	(4,884,694)	(851,160)	(4,290,680)	110,380	(39,643)	168,240	3,432,362	(2,762,297)	101,362	-	-
Off-balance sheet profit sensitivity gap (profit rate swaps)	-	-	-	-	-	-	-	-	-	1,200,000	1,200,000	-
TOTAL PROFIT SENSITIVITY GAP	9,016,130	(4,884,694)	(851,160)	(4,290,680)	110,380	(39,643)	168,240	3,432,362	(2,762,297)	1,301,362	1,200,000	

* This is arrived at after deducting individual assessment allowance from the gross impaired financing.

Bank Muamalat Malaysia Berhad
(Incorporated in Malaysia)
46. Financial risk management objectives and policies (cont'd.)
(b) Market risk (cont'd.)
Types of market risk (cont'd.)
(ii) Non-traded market risk (cont'd.)
Rate of return risk (cont'd.)

Group 2021	Up to 1 month RM'000	>1-3 months RM'000	>3-12 months RM'000	>1-2 years RM'000	>2-3 years RM'000	>3-4 years RM'000	>4-5 years RM'000	Over 5 years RM'000	Non-profit sensitive RM'000	Trading books RM'000	Total RM'000	Effective profit rate %
ASSETS												
Cash and short-term funds	1,020,954	-	-	-	-	-	-	-	121,337	-	1,142,291	1.8%
Cash and placements with financial institutions	-	31,171	-	-	-	-	-	-	13	-	31,184	1.8%
Financial investment designated at fair value through profit and loss (restated, see Note 53)	-	-	-	-	-	-	-	-	-	152,892	152,892	2.8%
Financial assets at fair value through other comprehensive income (restated, see Note 53)	-	200,723	956,783	1,627,813	1,376,496	156,937	324,981	106,894	284,527	-	5,035,154	2.8%
Financial assets at amortised cost	-	-	-	-	-	-	-	107,103	6	-	107,109	1.5%
Islamic derivative financial assets	-	-	-	-	-	-	-	-	-	5,437	5,437	-
Financing of customers:												
- non-impaired	16,004,286	293,068	138,087	868,185	439,268	347,867	178,600	2,317,187	63,499	-	20,650,047	4.6%
- impaired*	-	-	-	-	-	-	-	-	172,073	-	172,073	-
- 12-month ECL and lifetime ECL not credit impaired	-	-	-	-	-	-	-	-	(150,814)	-	(150,814)	-
Other non-profit sensitive balances	-	-	-	-	-	-	-	-	421,018	-	421,018	-
TOTAL ASSETS	17,025,240	524,962	1,094,870	2,495,998	1,815,764	504,804	503,581	2,531,184	911,659	158,329	27,566,391	
LIABILITIES AND EQUITY												
Deposits from customers	13,559,493	3,223,894	4,584,708	259,400	505,337	314,858	50,268	-	615,208	-	23,113,166	1.7%
Investment accounts of customers	216,978	-	-	-	-	-	-	-	-	-	216,978	0.1%
Deposits and placements of banks and other financial institutions	40	46	184	2,000	250	-	-	-	289,346	-	291,866	0.0%
Bills and acceptances payable	-	-	-	-	-	-	-	-	7,755	-	7,755	-
Islamic derivative financial liabilities	-	-	-	-	-	-	-	-	-	61,543	61,543	-
Recourse obligation on financing sold to Cagamas Berhad	-	-	427,252	-	-	-	-	-	214	-	427,466	4.7%
Subordinated sukuk	-	-	-	-	-	-	500,000	-	(124)	-	499,876	4.5%
Senior Sukuk	-	-	-	-	-	-	-	-	-	-	-	-
Other non-profit sensitive balances	-	-	-	-	-	-	-	-	194,954	-	194,954	-
Total Liabilities	13,776,511	3,223,940	5,012,144	261,400	505,587	314,858	550,268	-	1,107,353	61,543	24,813,604	
Equity attributable to shareholders of the Group	-	-	-	-	-	-	-	-	2,752,787	-	2,752,787	-
TOTAL LIABILITIES AND EQUITY	13,776,511	3,223,940	5,012,144	261,400	505,587	314,858	550,268	-	3,860,140	61,543	27,566,391	

196501000376 (6175-W)

Bank Muamalat Malaysia Berhad
(Incorporated in Malaysia)

46. Financial risk management objectives and policies (cont'd.)

(b) Market risk (cont'd.)

Types of market risk (cont'd.)

(ii) Non-traded market risk (cont'd.)

Rate of return risk (cont'd.)

Group 2021	Up to 1 month RM'000	>1-3 months RM'000	>3-12 months RM'000	>1-2 years RM'000	>2-3 years RM'000	>3-4 years RM'000	>4-5 years RM'000	Over 5 years RM'000	Non-profit sensitive RM'000	Trading books RM'000	Total RM'000	Effective profit rate %
On-balance sheet profit sensitivity gap	3,248,729	(2,698,978)	(3,917,274)	2,234,598	1,310,177	189,946	(46,687)	2,531,184	(2,948,481)	96,786	-	-
Off-balance sheet profit sensitivity gap (profit rate swaps)	-	-	-	-	-	-	-	-	-	1,200,000	1,200,000	-
TOTAL PROFIT SENSITIVITY GAP	3,248,729	(2,698,978)	(3,917,274)	2,234,598	1,310,177	189,946	(46,687)	2,531,184	(2,948,481)	1,296,786	1,200,000	

* This is arrived at after deducting individual assessment allowance from the gross impaired financing.

Bank Muamalat Malaysia Berhad
(Incorporated in Malaysia)

46. Financial risk management objectives and policies (cont'd.)

(b) Market risk (cont'd.)

Types of market risk (cont'd.)

(ii) Non-traded market risk (cont'd.)

Rate of return risk (cont'd.)

Group 2020	Up to 1 month RM'000	>1-3 months RM'000	>3-12 months RM'000	>1-2 years RM'000	>2-3 years RM'000	>3-4 years RM'000	>4-5 years RM'000	Over 5 years RM'000	Non-profit sensitive RM'000	Trading books RM'000	Total RM'000	Effective profit rate %
ASSETS												
Cash and short-term funds	2,923,609	-	-	-	-	-	-	-	9,563	-	2,933,172	2.1%
Cash and placements with financial institutions	-	30,387	-	-	-	-	-	-	30	-	30,417	2.1%
Financial investment designated at fair value through profit and loss (restated, see Note 53)	-	-	-	-	-	-	-	-	48,866	99,219	148,085	3.2%
Financial assets at fair value through other comprehensive income (restated, see Note 53)	-	402,458	253,432	1,171,992	754,815	522,923	21,116	149,137	688,344	-	3,964,217	3.2%
Financial assets at amortised cost	-	-	-	-	-	-	-	105,537	7	-	105,544	2.5%
Islamic derivative financial assets	-	-	-	-	-	-	-	-	-	47,820	47,820	-
Financing of customers:												
- non-impaired	12,698,512	847,055	222,595	327,572	884,747	498,947	490,656	1,978,853	163,658	-	18,112,595	5.3%
- impaired*	-	-	-	-	-	-	-	-	106,767	-	106,767	-
- 12-month ECL and lifetime ECL not credit impaired	-	-	-	-	-	-	-	-	(103,545)	-	(103,545)	-
Other non-profit sensitive balances	-	-	-	-	-	-	-	-	422,797	-	422,797	-
TOTAL ASSETS	15,622,121	1,279,900	476,027	1,499,564	1,639,562	1,021,870	511,772	2,233,527	1,336,487	147,039	25,767,869	
LIABILITIES AND EQUITY												
Deposits from customers	14,140,724	3,214,032	3,595,925	391,017	194	132	27,097	-	132,245	-	21,501,366	2.1%
Deposits and placements of banks and other financial institutions	25	28	769	613	2,200	250	-	-	94,461	-	98,346	1.5%
Bills and acceptances payable	-	-	-	-	-	-	-	-	6,310	-	6,310	-
Islamic derivative financial liabilities	-	-	-	-	-	-	-	-	-	167,334	167,334	-
Recourse obligation on financing sold to Cagamas Berhad	-	-	-	443,919	-	-	-	-	222	-	444,141	4.6%
Subordinated sukuk	-	-	250,000	-	-	-	-	-	642	-	250,642	5.8%
Senior Sukuk	-	-	500,000	-	-	-	-	-	2,692	-	502,692	5.5%
Other non-profit sensitive balances	-	-	-	-	-	-	-	-	146,386	-	146,386	-
Total Liabilities	14,140,749	3,214,060	4,346,694	835,549	2,394	382	27,097	-	382,958	167,334	23,117,217	
Equity attributable to shareholders of the Group	-	-	-	-	-	-	-	-	2,650,652	-	2,650,652	-
TOTAL LIABILITIES AND EQUITY	14,140,749	3,214,060	4,346,694	835,549	2,394	382	27,097	-	3,033,610	167,334	25,767,869	

196501000376 (6175-W)

Bank Muamalat Malaysia Berhad
(Incorporated in Malaysia)

46. Financial risk management objectives and policies (cont'd.)

(b) Market risk (cont'd.)

Types of market risk (cont'd.)

(ii) Non-traded market risk (cont'd.)

Rate of return risk (cont'd.)

Group 2020	Up to 1 month RM'000	>1-3 months RM'000	>3-12 months RM'000	>1-2 years RM'000	>2-3 years RM'000	>3-4 years RM'000	>4-5 years RM'000	Over 5 years RM'000	Non-profit sensitive RM'000	Trading books RM'000	Total RM'000	Effective profit rate %
On-balance sheet profit sensitivity gap	1,481,372	(1,934,160)	(3,870,667)	664,015	1,637,168	1,021,488	484,675	2,233,527	(1,697,123)	(20,295)	-	-
Off-balance sheet profit sensitivity gap (profit rate swaps)	-	-	-	-	-	-	-	-	-	1,200,000	1,200,000	-
TOTAL PROFIT SENSITIVITY GAP	1,481,372	(1,934,160)	(3,870,667)	664,015	1,637,168	1,021,488	484,675	2,233,527	(1,697,123)	1,179,705	1,200,000	

* This is arrived at after deducting individual assessment allowance from the gross impaired financing.

196501000376 (6175-W)

Bank Muamalat Malaysia Berhad
(Incorporated in Malaysia)

46. Financial risk management objectives and policies (cont'd.)

(b) Market risk (cont'd.)

Types of market risk (cont'd.)

(ii) Non-traded market risk (cont'd.)

Rate of return risk (cont'd.)

Bank 2022	Up to 1 month RM'000	>1-3 months RM'000	>3-12 months RM'000	>1-2 years RM'000	>2-3 years RM'000	>3-4 years RM'000	>4-5 years RM'000	Over 5 years RM'000	Non-profit sensitive RM'000	Trading books RM'000	Total RM'000	Effective profit rate %
ASSETS												
Cash and short-term funds	1,113,571	-	-	-	-	-	-	-	121,882	-	1,235,453	2.9%
Cash and placements with financial institutions	-	21,747	-	-	-	-	-	-	-	-	21,747	2.9%
Financial investments designated at fair value through profit and loss	-	-	-	-	-	-	-	-	59,318	120,226	179,544	7.0%
Financial assets at fair value through other comprehensive income	557	754	1,482,007	1,396,138	765,903	384,548	347,137	575,646	258,961	-	5,211,651	3.1%
Financial assets at amortised cost	-	-	-	-	-	-	-	147,744	(34,155)	-	113,589	1.5%
Islamic derivative financial assets	-	-	-	-	-	-	-	-	-	4,247	4,247	-
Financing of customers:												
- non-impaired	17,841,916	1,315,471	1,047,092	511,439	242,281	126,067	126,453	2,708,972	35,328	-	23,955,019	5.2%
- impaired*	-	-	-	-	-	-	-	-	205,957	-	205,957	-
-12-month ECL and lifetime ECL not credit impaired	-	-	-	-	-	-	-	-	(154,563)	-	(154,563)	-
Other non-profit sensitive balances	-	-	-	-	-	-	-	-	760,631	-	760,631	-
TOTAL ASSETS	18,956,044	1,337,972	2,529,099	1,907,577	1,008,184	510,615	473,590	3,432,362	1,253,359	124,473	31,533,275	
LIABILITIES AND EQUITY												
Deposits from customers	9,649,856	6,222,666	3,228,459	6,198,007	315,303	50,258	350	-	675,454	-	26,340,353	2.5%
Investment accounts of customers	301,158	-	-	-	-	-	-	-	-	-	301,158	0.1%
Deposits and placements of banks and other financial institutions	200	-	1,800	250	-	-	5,000	-	296,138	-	303,388	0.0%
Bills and acceptances payable	-	-	-	-	-	-	-	-	20,218	-	20,218	-
Islamic derivative financial liabilities	-	-	-	-	-	-	-	-	-	23,111	23,111	-
Recourse obligation on financing sold to Cagamas Berhad	-	-	150,000	-	582,501	-	-	-	673	-	733,174	4.2%
Subordinated sukuk	-	-	-	-	-	500,000	300,000	-	6,596	-	806,596	4.8%
Other non-profit sensitive balances	-	-	-	-	-	-	-	-	136,513	-	136,513	-
Total Liabilities	9,951,214	6,222,666	3,380,259	6,198,257	897,804	550,258	305,350	-	1,135,592	23,111	28,664,511	
Equity attributable to shareholders of the Bank	-	-	-	-	-	-	-	-	2,868,764	-	2,868,764	-
TOTAL LIABILITIES AND EQUITY	9,951,214	6,222,666	3,380,259	6,198,257	897,804	550,258	305,350	-	4,004,356	23,111	31,533,275	

196501000376 (6175-W)

Bank Muamalat Malaysia Berhad
(Incorporated in Malaysia)

46. Financial risk management objectives and policies (cont'd.)

(b) Market risk (cont'd.)

Types of market risk (cont'd.)

(ii) Non-traded market risk (cont'd.)

Rate of return risk (cont'd.)

Bank 2022	Up to 1 month RM'000	>1-3 months RM'000	>3-12 months RM'000	>1-2 years RM'000	>2-3 years RM'000	>3-4 years RM'000	>4-5 years RM'000	Over 5 years RM'000	Non-profit sensitive RM'000	Trading books RM'000	Total RM'000	Effective profit rate %
On-balance sheet profit sensitivity gap	9,004,830	(4,884,694)	(851,160)	(4,290,680)	110,380	(39,643)	168,240	3,432,362	(2,750,997)	101,362	-	-
Off-balance sheet profit sensitivity gap (profit rate swaps)	-	-	-	-	-	-	-	-	-	1,200,000	1,200,000	-
TOTAL PROFIT SENSITIVITY GAP	9,004,830	(4,884,694)	(851,160)	(4,290,680)	110,380	(39,643)	168,240	3,432,362	(2,750,997)	1,301,362	1,200,000	

* This is arrived at after deducting individual assessment allowance from the gross impaired financing.

196501000376 (6175-W)

Bank Muamalat Malaysia Berhad
(Incorporated in Malaysia)

46. Financial risk management objectives and policies (cont'd.)

(b) Market risk (cont'd.)

Types of market risk (cont'd.)

(ii) Non-traded market risk (cont'd.)

Rate of return risk (cont'd.)

Bank 2021	Up to 1 month RM'000	>1-3 months RM'000	>3-12 months RM'000	>1-2 years RM'000	>2-3 years RM'000	>3-4 years RM'000	>4-5 years RM'000	Over 5 years RM'000	Non-profit sensitive RM'000	Trading books RM'000	Total RM'000	Effective profit rate %
ASSETS												
Cash and short-term funds	1,020,954	-	-	-	-	-	-	-	121,337	-	1,142,291	1.8%
Cash and placements with financial institutions	-	31,171	-	-	-	-	-	-	13	-	31,184	1.8%
Financial investments designated at fair value through profit and loss (restated, see Note 53)	-	-	-	-	-	-	-	-	-	152,892	152,892	2.8%
Financial assets at fair value through other comprehensive income (restated, see Note 53)	-	200,723	956,783	1,627,813	1,376,496	156,937	324,981	106,894	282,021	-	5,032,648	2.8%
Financial assets at amortised cost	-	-	-	-	-	-	-	107,103	6	-	107,109	1.5%
Islamic derivative financial assets	-	-	-	-	-	-	-	-	-	5,437	5,437	-
Financing of customers:												
- non-impaired	16,004,286	293,068	138,087	868,185	439,268	347,867	178,600	2,317,187	53,811	-	20,640,359	4.6%
- impaired*	-	-	-	-	-	-	-	-	172,073	-	172,073	-
-12-month ECL and lifetime ECL not credit impaired	-	-	-	-	-	-	-	-	(150,814)	-	(150,814)	-
Other non-profit sensitive balances	-	-	-	-	-	-	-	-	433,228	-	433,228	-
TOTAL ASSETS	17,025,240	524,962	1,094,870	2,495,998	1,815,764	504,804	503,581	2,531,184	911,675	158,329	27,566,407	
LIABILITIES AND EQUITY												
Deposits from customers	13,575,044	3,223,894	4,584,708	259,400	505,337	314,858	50,268	-	615,208	-	23,128,717	1.7%
Investment accounts of customers	216,978	-	-	-	-	-	-	-	-	-	216,978	0.1%
Deposits and placements of banks and other financial institutions	40	46	184	2,000	250	-	-	-	289,346	-	291,866	0.0%
Bills and acceptances payable	-	-	-	-	-	-	-	-	7,755	-	7,755	-
Islamic derivative financial liabilities	-	-	-	-	-	-	-	-	-	61,543	61,543	-
Recourse obligation on financing sold to Cagamas Berhad	-	-	427,252	-	-	-	-	-	214	-	427,466	4.7%
Subordinated sukuk	-	-	-	-	-	-	500,000	-	(124)	-	499,876	4.5%
Senior Sukuk	-	-	-	-	-	-	-	-	-	-	-	-
Other non-profit sensitive balances	-	-	-	-	-	-	-	-	193,919	-	193,919	-
Total Liabilities	13,792,062	3,223,940	5,012,144	261,400	505,587	314,858	550,268	-	1,106,318	61,543	24,828,120	
Equity attributable to shareholders of the Bank	-	-	-	-	-	-	-	-	2,738,287	-	2,738,287	-
TOTAL LIABILITIES AND EQUITY	13,792,062	3,223,940	5,012,144	261,400	505,587	314,858	550,268	-	3,844,605	61,543	27,566,407	

196501000376 (6175-W)

Bank Muamalat Malaysia Berhad
(Incorporated in Malaysia)

46. Financial risk management objectives and policies (cont'd.)

(b) Market risk (cont'd.)

Types of market risk (cont'd.)

(ii) Non-traded market risk (cont'd.)

Rate of return risk (cont'd.)

Bank 2021	Up to 1 month RM'000	>1-3 months RM'000	>3-12 months RM'000	>1-2 years RM'000	>2-3 years RM'000	>3-4 years RM'000	>4-5 years RM'000	Over 5 years RM'000	Non-profit sensitive RM'000	Trading books RM'000	Total RM'000	Effective profit rate %
On-balance sheet profit sensitivity gap	3,233,178	(2,698,978)	(3,917,274)	2,234,598	1,310,177	189,946	(46,687)	2,531,184	(2,932,930)	96,786	-	-
Off-balance sheet profit sensitivity gap (profit rate swaps)	-	-	-	-	-	-	-	-	-	1,200,000	1,200,000	-
TOTAL PROFIT SENSITIVITY GAP	3,233,178	(2,698,978)	(3,917,274)	2,234,598	1,310,177	189,946	(46,687)	2,531,184	(2,932,930)	1,296,786	1,200,000	

* This is arrived at after deducting individual assessment allowance from the gross impaired financing.

Bank Muamalat Malaysia Berhad
(Incorporated in Malaysia)

46. Financial risk management objectives and policies (cont'd.)

(b) Market risk (cont'd.)

Types of market risk (cont'd.)

(ii) Non-traded market risk (cont'd.)

Rate of return risk (cont'd.)

Bank 2020	Up to 1 month RM'000	>1-3 months RM'000	>3-12 months RM'000	>1-2 years RM'000	>2-3 years RM'000	>3-4 years RM'000	>4-5 years RM'000	Over 5 years RM'000	Non-profit sensitive RM'000	Trading books RM'000	Total RM'000	Effective profit rate %
ASSETS												
Cash and short-term funds	2,923,609	-	-	-	-	-	-	-	9,563	-	2,933,172	2.1%
Cash and placements with financial institutions	-	30,387	-	-	-	-	-	-	30	-	30,417	2.1%
Financial investments designated at fair value through profit and loss (restated, see Note 53)	-	-	-	-	-	-	-	-	48,866	99,219	148,085	3.2%
Financial assets at fair value through other comprehensive income (restated, see Note 53)	-	402,458	253,432	1,171,992	754,815	522,923	21,116	149,137	685,877	-	3,961,750	3.2%
Financial assets at amortised cost	-	-	-	-	-	-	-	105,537	7	-	105,544	2.5%
Islamic derivative financial assets	-	-	-	-	-	-	-	-	-	47,820	47,820	-
Financing of customers:												
- non-impaired	12,698,512	847,055	222,595	327,572	884,747	498,947	490,656	1,978,853	158,043	-	18,106,980	5.3%
- impaired*	-	-	-	-	-	-	-	-	106,767	-	106,767	-
-12-month ECL and lifetime ECL not credit impaired	-	-	-	-	-	-	-	-	(103,545)	-	(103,545)	-
Other non-profit sensitive balances	-	-	-	-	-	-	-	-	428,369	-	428,369	-
TOTAL ASSETS	15,622,121	1,279,900	476,027	1,499,564	1,639,562	1,021,870	511,772	2,233,527	1,333,977	147,039	25,765,359	
LIABILITIES AND EQUITY												
Deposits from customers	14,153,516	3,214,032	3,595,925	391,017	194	132	27,097	-	132,245	-	21,514,158	2.1%
Deposits and placements of banks and other financial institutions	25	28	769	613	2,200	250	-	-	94,461	-	98,346	1.5%
Bills and acceptances payable	-	-	-	-	-	-	-	-	6,310	-	6,310	-
Islamic derivative financial liabilities	-	-	-	-	-	-	-	-	-	167,334	167,334	-
Recourse obligation on financing sold to Cagamas Berhad	-	-	-	443,919	-	-	-	-	222	-	444,141	4.6%
Subordinated sukuk	-	-	250,000	-	-	-	-	-	642	-	250,642	5.8%
Senior Sukuk	-	-	500,000	-	-	-	-	-	2,692	-	502,692	5.5%
Other non-profit sensitive balances	-	-	-	-	-	-	-	-	139,197	-	139,197	-
Total Liabilities	14,153,541	3,214,060	4,346,694	835,549	2,394	382	27,097	-	375,769	167,334	23,122,820	
Equity attributable to shareholders of the Bank	-	-	-	-	-	-	-	-	2,642,539	-	2,642,539	-
TOTAL LIABILITIES AND EQUITY	14,153,541	3,214,060	4,346,694	835,549	2,394	382	27,097	-	3,018,308	167,334	25,765,359	

196501000376 (6175-W)

Bank Muamalat Malaysia Berhad
(Incorporated in Malaysia)

46. Financial risk management objectives and policies (cont'd.)

(b) Market risk (cont'd.)

Types of market risk (cont'd.)

(ii) Non-traded market risk (cont'd.)

Rate of return risk (cont'd.)

Bank 2020	Up to 1 month RM'000	>1-3 months RM'000	>3-12 months RM'000	>1-2 years RM'000	>2-3 years RM'000	>3-4 years RM'000	>4-5 years RM'000	Over 5 years RM'000	Non-profit sensitive RM'000	Trading books RM'000	Total RM'000	Effective profit rate %
On-balance sheet profit sensitivity gap	1,468,580	(1,934,160)	(3,870,667)	664,015	1,637,168	1,021,488	484,675	2,233,527	(1,684,331)	(20,295)	-	-
Off-balance sheet profit sensitivity gap (profit rate swaps)	-	-	-	-	-	-	-	-	-	1,200,000	1,200,000	-
TOTAL PROFIT SENSITIVITY GAP	1,468,580	(1,934,160)	(3,870,667)	664,015	1,637,168	1,021,488	484,675	2,233,527	(1,684,331)	1,179,705	1,200,000	

* This is arrived at after deducting individual assessment allowance from the gross impaired financing.

**Bank Muamalat Malaysia Berhad
(Incorporated in Malaysia)**

46. Financial risk management objectives and policies (cont'd.)

(b) Market risk (cont'd.)

Types of market risk (cont'd.)

(ii) Non-traded market risk (cont'd.)

Rate of return risk (cont'd.)

Effects of rate of return risk

- Earnings at Risk ("EAR")

The focus of analysis is more on the impact of changes in rate of return on accrual or reported earnings. Variation in earnings such as reduced earnings or outright losses can threaten the financial stability of the Group and the Bank by undermining its capital adequacy and reducing market confidence.

- Economic Value of Equity ("EVE")

Economic value of an instrument represents an assessment of present value of its expected net cash flows, discounted to reflect market rates. Economic value of the Group and the Bank can be viewed as the present value of the Group's and the Bank's expected net cash flows, which can be defined as the expected cash flows on assets minus the expected cash flows on liabilities plus the expected net cash flows on off-balance sheet position. The sensitivity of the Group's and the Bank's economic value to fluctuation in rate of return is particularly an important consideration of shareholders and Management.

- Value at Risk ("VaR")

VaR approach is used to estimate the maximum potential loss of the investment portfolio over a specified time.

Rate of return risk measurement

- Gap analysis

Repricing gap analysis measures the difference or gap between the absolute value of rate of return sensitive assets and rate of return sensitive liabilities, which are expected to experience changes in contractual rates (re-priced) over the residual maturity period or on maturity.

**Bank Muamalat Malaysia Berhad
(Incorporated in Malaysia)**

46. Financial risk management objectives and policies (cont'd.)

(b) Market risk (cont'd.)

Types of market risk (cont'd.)

(ii) Non-traded market risk (cont'd.)

Rate of return risk (cont'd.)

Rate of return risk measurement (cont'd.)

- Gap analysis (cont'd.)

A rate sensitive gap greater than one (>1) implies that the rate of return in sensitive assets is greater than the rate of return in sensitive liabilities. As rate of return rises, the income on assets will increase faster than the funding costs, resulting in higher spread income.

A rate sensitive gap less than one (<1) suggests a higher ratio of rate of return in sensitive liabilities than in sensitive assets. If rate of returns rises, funding costs will grow at a faster rate than the income on assets, resulting in a fall in spread income (net rate of return income).

- Simulation analysis

Detail assessments on the potential effects of changes in rate of return on the Group's and the Bank's earnings are carried out by simulating future path of rate of returns and also their impact on cash flows.

Simulation analysis will also be used to evaluate the impact of possible decisions on the following:

- Product pricing changes;
- New product introduction;
- Derivatives and hedging strategies; and
- Changes in the asset-liability mix.

Bank Muamalat Malaysia Berhad
(Incorporated in Malaysia)

46. Financial risk management objectives and policies (cont'd.)

(b) Market risk (cont'd.)

Types of market risk (cont'd.)

(ii) Non-traded market risk (cont'd.)

Rate of return risk (cont'd.)

Sensitivity analysis for rate of return risk

The analysis measures the increase or decline in earnings and economic value for upward and downward rate shocks, which are consistent with shocks applied in the stress test for measuring:

Increase/(decrease) in basis points	Group		Bank	
	-50 Basis Points RM'000	+50 Basis Points RM'000	-50 Basis Points RM'000	+50 Basis Points RM'000
Impact on Earnings:				
2022				
MYR	(19,643)	19,643	(18,098)	18,098
USD	174	(174)	174	(174)
Others*	261	(261)	261	(261)
2021				
MYR	(22,711)	22,711	(22,657)	22,657
USD	560	(560)	560	(560)
Others*	9	(9)	9	(9)
Impact on Equity:				
2022				
MYR	66,145	(66,145)	66,067	(66,067)
USD	(126)	126	(126)	126
Others*	(14)	14	(14)	14
2021				
MYR	35,896	(35,896)	35,893	(35,893)
USD	(66)	66	(66)	66
Others*	(2)	2	(2)	2

* Inclusive of AUD, CHF, EUR, GBP, JPY and other currencies.

Bank Muamalat Malaysia Berhad
(Incorporated in Malaysia)

46. Financial risk management objectives and policies (cont'd.)

(b) Market risk (cont'd.)

Types of market risk (cont'd.)

(ii) Non-traded market risk (cont'd.)

Foreign exchange risk

Foreign exchange ("FX") risk arises as a result of movements in relative currencies due to the Group's operating in business activities, trading activities and structural foreign exchange exposures from foreign investments and capital management activities.

Generally, the Group is exposed to three (3) types of foreign exchange risk, namely, translation risk, transactional risk and economic risk, which are managed in accordance with the market risk policy and limits. The FX translation risks are mitigated as the assets are funded in the same currency. The Group controls its FX exposures by transacting in permissible currencies. It has an internal Foreign Exchange Net Open Position ("FX NOP") to measure, control and monitor its FX risk, and implements FX hedging strategies to minimise FX exposures. Stress testing is conducted periodically to ensure sufficient capital to buffer the FX risk.

The table below analyses the net foreign exchange positions of the Group and the Bank by major currencies, which are mainly in US Dollar, Australian Dollar, Swiss Franc, Euro, the Great Britain Pound, Japanese Yen and Canadian Dollar. The "others" foreign exchange risk include mainly exposures to United Arab Emirates Dirham, Qatari Rial and Singapore Dollar.

Group	Malaysian	United	Australian	Swiss	Euro	Great	Japanese	Canadian	Others	Total
2022	Ringgit	States	Dollar	Franc	RM'000	Britain	Yen	Dollar	RM'000	RM'000
	RM'000	Dollar	RM'000	RM'000	RM'000	Pound	RM'000	RM'000	RM'000	RM'000
Assets										
Cash and short-term funds	930,711	295,874	285	442	758	599	526	4,022	2,236	1,235,453
Cash and placements with financial institutions	21,747	-	-	-	-	-	-	-	-	21,747
Financial investments designated at fair value through profit and loss	182,089	-	-	-	-	-	-	-	-	182,089
Financial assets at fair value through other comprehensive income	5,065,879	145,772	-	-	-	-	-	-	-	5,211,651
Financial assets at amortised cost	113,589	-	-	-	-	-	-	-	-	113,589
Islamic derivative financial assets	4,247	-	-	-	-	-	-	-	-	4,247
Financing of customers	23,916,254	98,634	-	-	2,179	-	-	-	-	24,017,067
Other assets	44,690	3	-	-	-	-	-	-	-	44,693
Statutory deposits with Bank Negara Malaysia	417,091	-	-	-	-	-	-	-	-	417,091
Investment properties	56,564	-	-	-	-	-	-	-	-	56,564
Right-of-use assets	34,917	151	-	-	-	-	-	-	-	35,068
Intangible assets	110,843	-	-	-	-	-	-	-	-	110,843
Property, plant and equipment	47,673	-	-	-	-	-	-	-	-	47,673
Deferred tax assets	36,442	-	-	-	-	-	-	-	-	36,442
Total assets	30,982,736	540,434	285	442	2,937	599	526	4,022	2,236	31,534,217

Bank Muamalat Malaysia Berhad
(Incorporated in Malaysia)

46. Financial risk management objectives and policies (cont'd.)

(b) Market risk (cont'd.)

Types of market risk (cont'd.)

(ii) Non-traded market risk (cont'd.)

Foreign exchange risk (cont'd.)

Group	Malaysian	United	Australian	Swiss	Euro	Great	Japanese	Canadian	Others	Total
2022 (cont'd.)	Ringgit	States	Dollar	Franc	RM'000	Britain	Yen	Dollar	RM'000	RM'000
	RM'000	Dollar	RM'000	RM'000	RM'000	Pound	RM'000	RM'000	RM'000	RM'000
Liabilities										
Deposits from customers	25,987,727	276,364	99	-	772	55,502	-	-	145	26,320,609
Investment accounts of customers	301,158	-	-	-	-	-	-	-	-	301,158
Deposits and placements of banks and other financial institutions	308,388	(5,000)	-	-	-	-	-	-	-	303,388
Bills and acceptances payable	20,218	-	-	-	-	-	-	-	-	20,218
Islamic derivative financial liabilities	23,111	-	-	-	-	-	-	-	-	23,111
Other liabilities	95,555	572	-	-	68	(72)	-	-	-	96,123
Lease liabilities	37,281	152	-	-	-	-	-	-	-	37,433
Provision for taxation and zakat	5,803	-	-	-	-	-	-	-	-	5,803
Recourse obligation on financing sold to Cagamas	733,174	-	-	-	-	-	-	-	-	733,174
Subordinated sukuk	806,596	-	-	-	-	-	-	-	-	806,596
Total liabilities	28,319,011	272,088	99	-	840	55,430	-	-	145	28,647,613
On-balance sheet open position	2,663,725	268,346	186	442	2,097	(54,831)	526	4,022	2,091	2,886,604
Less: Islamic derivative financial assets	(4,247)	-	-	-	-	-	-	-	-	(4,247)
Add: Islamic derivative financial liabilities	23,111	-	-	-	-	-	-	-	-	23,111
Net open position	2,682,589	268,346	186	442	2,097	(54,831)	526	4,022	2,091	2,905,468

Bank Muamalat Malaysia Berhad
(Incorporated in Malaysia)

46. Financial risk management objectives and policies (cont'd.)

(b) Market risk (cont'd.)

Types of market risk (cont'd.)

(ii) Non-traded market risk (cont'd.)

Foreign exchange risk

Group 2021	Malaysian Ringgit RM'000	United States Dollar RM'000	Australian Dollar RM'000	Swiss Franc RM'000	Euro RM'000	Britain Pound RM'000	Japanese Yen RM'000	Canadian Dollar RM'000	Others RM'000	Total RM'000
Assets										
Cash and short-term funds	1,017,753	114,207	136	522	921	1,695	1,068	3,437	2,552	1,142,291
Cash and placements with financial institutions	14,514	16,670	-	-	-	-	-	-	-	31,184
Financial investments designated at fair value through profit and loss (restated, see Note 53)	152,891	-	-	-	-	-	-	-	-	152,891
Financial assets at fair value through other comprehensive income (restated, see Note 53)	4,866,770	168,385	-	-	-	-	-	-	-	5,035,155
Financial assets at amortised cost	107,109	-	-	-	-	-	-	-	-	107,109
Islamic derivative financial assets	5,437	-	-	-	-	-	-	-	-	5,437
Financing of customers	20,568,022	103,284	-	-	-	-	-	-	-	20,671,306
Other assets	33,697	3	-	-	-	-	-	-	-	33,700
Statutory deposits with Bank Negara Malaysia	130,148	-	-	-	-	-	-	-	-	130,148
Investment properties	56,564	-	-	-	-	-	-	-	-	56,564
Right-of-use assets	29,404	19	-	-	-	-	-	-	-	29,423
Intangible assets	76,671	-	-	-	-	-	-	-	-	76,671
Property, plant and equipment	52,008	-	-	-	-	-	-	-	-	52,008
Deferred tax assets	42,504	-	-	-	-	-	-	-	-	42,504
Total assets	27,153,492	402,568	136	522	921	1,695	1,068	3,437	2,552	27,566,391

Bank Muamalat Malaysia Berhad
(Incorporated in Malaysia)

46. Financial risk management objectives and policies (cont'd.)

(b) Market risk (cont'd.)

Types of market risk (cont'd.)

(ii) Non-traded market risk (cont'd.)

Foreign exchange risk (cont'd.)

Group	Malaysian	United	Australian	Swiss	Euro	Britain	Japanese	Canadian	Others	Total
2021 (cont'd.)	Ringgit	States	Dollar	Dollar	Franc	Pound	Yen	Dollar	RM'000	RM'000
	RM'000	Dollar	RM'000	RM'000	RM'000	RM'000	RM'000	RM'000	RM'000	RM'000
Liabilities										
Deposits from customers	22,828,599	281,643	79	-	610	2,225	-	-	10	23,113,166
Investment accounts of customers	216,978	-	-	-	-	-	-	-	-	216,978
Deposits and placements of banks and other financial institutions	291,866	-	-	-	-	-	-	-	-	291,866
Bills and acceptances payable	7,720	1	-	-	-	-	-	33	1	7,755
Islamic derivative financial liabilities	61,543	-	-	-	-	-	-	-	-	61,543
Other liabilities	156,003	544	-	-	69	(77)	-	-	-	156,539
Lease liabilities	31,729	22	-	-	-	-	-	-	-	31,751
Provision for taxation and zakat	6,664	-	-	-	-	-	-	-	-	6,664
Recourse obligation on financing sold to Cagamas	427,466	-	-	-	-	-	-	-	-	427,466
Subordinated sukuk	499,876	-	-	-	-	-	-	-	-	499,876
Total liabilities	24,528,444	282,210	79	-	679	2,148	-	33	11	24,813,604
On-balance sheet open position	2,625,048	120,358	57	522	242	(453)	1,068	3,404	2,541	2,752,787
Less: Islamic derivative financial assets	(5,437)	-	-	-	-	-	-	-	-	(5,437)
Add: Islamic derivative financial liabilities	61,543	-	-	-	-	-	-	-	-	61,543
Net open position	2,681,154	120,358	57	522	242	(453)	1,068	3,404	2,541	2,808,893

Bank Muamalat Malaysia Berhad
(Incorporated in Malaysia)

46. Financial risk management objectives and policies (cont'd.)

(b) Market risk (cont'd.)

Types of market risk (cont'd.)

(ii) Non-traded market risk (cont'd.)

Foreign exchange risk (cont'd.)

Group 2020	Malaysian Ringgit RM'000	United States Dollar RM'000	Australian Dollar RM'000	Swiss Franc RM'000	Euro RM'000	Britain Pound RM'000	Japanese Yen RM'000	Canadian Dollar RM'000	Others RM'000	Total RM'000
Assets										
Cash and short-term funds	2,732,231	176,551	428	661	9,822	1,164	5,503	3,457	3,355	2,933,172
Cash and placements with financial institutions	10,392	20,025	-	-	-	-	-	-	-	30,417
Financial investments designated at fair value through profit and loss (restated, see Note 53)	148,085	-	-	-	-	-	-	-	-	148,085
Financial assets at fair value through other comprehensive income (restated, see Note 53)	3,798,965	165,252	-	-	-	-	-	-	-	3,964,217
Financial assets at amortised cost	105,544	-	-	-	-	-	-	-	-	105,544
Islamic derivative financial assets	47,820	-	-	-	-	-	-	-	-	47,820
Financing of customers	18,056,921	58,896	-	-	-	-	-	-	-	18,115,817
Other assets	113,168	3	-	-	-	-	-	-	-	113,171
Statutory deposits with Bank Negara Malaysia	95,255	-	-	-	-	-	-	-	-	95,255
Investment properties	55,889	-	-	-	-	-	-	-	-	55,889
Right-of-use assets	37,701	45	-	-	-	-	-	-	-	37,746
Intangible assets	65,193	-	-	-	-	-	-	-	-	65,193
Property, plant and equipment	55,191	-	-	-	-	-	-	-	-	55,191
Deferred tax assets	352	-	-	-	-	-	-	-	-	352
Total assets	25,322,707	420,772	428	661	9,822	1,164	5,503	3,457	3,355	25,767,869

Bank Muamalat Malaysia Berhad
(Incorporated in Malaysia)

46. Financial risk management objectives and policies (cont'd.)

(b) Market risk (cont'd.)

Types of market risk (cont'd.)

(ii) Non-traded market risk (cont'd.)

Foreign exchange risk (cont'd.)

Group 2020 (cont'd.)	Malaysian Ringgit RM'000	United States Dollar RM'000	Australian Dollar RM'000	Swiss Franc RM'000	Euro RM'000	Britain Pound RM'000	Japanese Yen RM'000	Canadian Dollar RM'000	Others RM'000	Total RM'000
Liabilities										
Deposits from customers	20,950,099	535,200	28	-	11,828	2,182	-	-	2,029	21,501,366
Deposits and placements of banks and other financial institutions	99,002	(656)	-	-	-	-	-	-	-	98,346
Bills and acceptances payable	6,283	1	25	-	-	-	-	-	1	6,310
Islamic derivative financial liabilities	167,334	-	-	-	-	-	-	-	-	167,334
Other liabilities	87,672	872	-	-	72	(75)	-	-	-	88,541
Lease liabilities	41,591	50	-	-	-	-	-	-	-	41,641
Provision for taxation and zakat	4,378	-	-	-	-	-	-	-	-	4,378
Recourse obligation on financing sold to Cagamas	444,141	-	-	-	-	-	-	-	-	444,141
Deferred tax liabilities	11,826	-	-	-	-	-	-	-	-	11,826
Subordinated sukuk	250,642	-	-	-	-	-	-	-	-	250,642
Senior sukuk	502,692	-	-	-	-	-	-	-	-	502,692
Total liabilities	22,565,660	535,467	53	-	11,900	2,107	-	-	2,030	23,117,217
On-balance sheet open position	2,757,047	(114,695)	375	661	(2,078)	(943)	5,503	3,457	1,325	2,650,652
Less: Islamic derivative financial assets	(47,820)	-	-	-	-	-	-	-	-	(47,820)
Add: Islamic derivative financial liabilities	167,334	-	-	-	-	-	-	-	-	167,334
Net open position	2,876,561	(114,695)	375	661	(2,078)	(943)	5,503	3,457	1,325	2,770,166

Bank Muamalat Malaysia Berhad
(Incorporated in Malaysia)

46. Financial risk management objectives and policies (cont'd.)

(b) Market risk (cont'd.)

Types of market risk (cont'd.)

(ii) Non-traded market risk (cont'd.)

Foreign exchange risk (cont'd.)

Bank 2022	Malaysian Ringgit RM'000	United States Dollar RM'000	Australian Dollar RM'000	Swiss Franc RM'000	Euro RM'000	Great Britain Pound RM'000	Japanese Yen RM'000	Canadian Dollar RM'000	Others RM'000	Total RM'000
Assets										
Cash and short-term funds	930,711	295,874	285	442	758	599	526	4,022	2,236	1,235,453
Cash and placements with financial institutions	21,747	-	-	-	-	-	-	-	-	21,747
Financial investments designated at fair value through profit and loss	179,544	-	-	-	-	-	-	-	-	179,544
Financial assets at fair value through other comprehensive income	5,065,879	145,772	-	-	-	-	-	-	-	5,211,651
Financial assets at amortised cost	113,589	-	-	-	-	-	-	-	-	113,589
Islamic derivative financial assets	4,247	-	-	-	-	-	-	-	-	4,247
Financing of customers	23,905,600	98,634	-	-	2,179	-	-	-	-	24,006,413
Other assets	44,191	3	-	-	-	-	-	-	-	44,194
Statutory deposits with Bank Negara Malaysia	417,091	-	-	-	-	-	-	-	-	417,091
Investment in subsidiaries	13,159	-	-	-	-	-	-	-	-	13,159
Investment properties	56,564	-	-	-	-	-	-	-	-	56,564
Right-of-use assets	34,917	151	-	-	-	-	-	-	-	35,068
Intangible assets	110,491	-	-	-	-	-	-	-	-	110,491
Property, plant and equipment	47,622	-	-	-	-	-	-	-	-	47,622
Deferred tax assets	36,442	-	-	-	-	-	-	-	-	36,442
Total assets	30,981,794	540,434	285	442	2,937	599	526	4,022	2,236	31,533,275

Bank Muamalat Malaysia Berhad
(Incorporated in Malaysia)

46. Financial risk management objectives and policies (cont'd.)

(b) Market risk (cont'd.)

Types of market risk (cont'd.)

(ii) Non-traded market risk (cont'd.)

Foreign exchange risk (cont'd.)

Bank 2022 (cont'd.)	Malaysian Ringgit RM'000	United States Dollar RM'000	Australian Dollar RM'000	Swiss Franc RM'000	Euro RM'000	Great Britain Pound RM'000	Japanese Yen RM'000	Canadian Dollar RM'000	Others RM'000	Total RM'000
Liabilities										
Deposits from customers	26,007,471	276,364	99	-	772	55,502	-	-	145	26,340,353
Investment accounts of customers	301,158	-	-	-	-	-	-	-	-	301,158
Deposits and placements of banks and other financial institutions	308,388	(5,000)	-	-	-	-	-	-	-	303,388
Bills and acceptances payable	20,218	-	-	-	-	-	-	-	-	20,218
Islamic derivative financial liabilities	23,111	-	-	-	-	-	-	-	-	23,111
Other liabilities	93,857	572	-	-	68	(72)	-	-	-	94,425
Lease liabilities	37,281	152	-	-	-	-	-	-	-	37,433
Provision for taxation and zakat	4,655	-	-	-	-	-	-	-	-	4,655
Recourse obligation on financing sold to Cagamas	733,174	-	-	-	-	-	-	-	-	733,174
Subordinated sukuk	806,596	-	-	-	-	-	-	-	-	806,596
Total liabilities	28,335,909	272,088	99	-	840	55,430	-	-	145	28,664,511
On-balance sheet open position	2,645,885	268,346	186	442	2,097	(54,831)	526	4,022	2,091	2,868,764
Less: Islamic derivative financial assets	(4,247)	-	-	-	-	-	-	-	-	(4,247)
Add: Islamic derivative financial liabilities	23,111	-	-	-	-	-	-	-	-	23,111
Net open position	2,664,749	268,346	186	442	2,097	(54,831)	526	4,022	2,091	2,887,628

Bank Muamalat Malaysia Berhad
(Incorporated in Malaysia)

46. Financial risk management objectives and policies (cont'd.)

(b) Market risk (cont'd.)

Types of market risk (cont'd.)

(ii) Non-traded market risk (cont'd.)

Foreign exchange risk (cont'd.)

Bank 2021	Malaysian Ringgit RM'000	United States Dollar RM'000	Australian Dollar RM'000	Swiss Franc RM'000	Euro RM'000	Great Britain Pound RM'000	Japanese Yen RM'000	Canadian Dollar RM'000	Others RM'000	Total RM'000
Assets										
Cash and short-term funds	1,017,753	114,207	136	522	921	1,695	1,068	3,437	2,552	1,142,291
Cash and placements with financial institutions	14,514	16,670	-	-	-	-	-	-	-	31,184
Financial investments designated at fair value through profit and loss (restated, see Note 53)	152,891	-	-	-	-	-	-	-	-	152,891
Financial assets at fair value through other comprehensive income (restated, see Note 53)	4,864,264	168,385	-	-	-	-	-	-	-	5,032,649
Financial assets at amortised cost	107,109	-	-	-	-	-	-	-	-	107,109
Islamic derivative financial assets	5,437	-	-	-	-	-	-	-	-	5,437
Financing of customers	20,558,334	103,284	-	-	-	-	-	-	-	20,661,618
Other assets	33,098	3	-	-	-	-	-	-	-	33,101
Statutory deposits with Bank Negara Malaysia	130,148	-	-	-	-	-	-	-	-	130,148
Investment in subsidiaries	13,159	-	-	-	-	-	-	-	-	13,159
Investment properties	56,564	-	-	-	-	-	-	-	-	56,564
Right-of-use assets	29,404	19	-	-	-	-	-	-	-	29,423
Intangible assets	76,367	-	-	-	-	-	-	-	-	76,367
Property, plant and equipment	51,962	-	-	-	-	-	-	-	-	51,962
Deferred tax assets	42,504	-	-	-	-	-	-	-	-	42,504
Total assets	27,153,508	402,568	136	522	921	1,695	1,068	3,437	2,552	27,566,407

Bank Muamalat Malaysia Berhad
(Incorporated in Malaysia)

46. Financial risk management objectives and policies (cont'd.)

(b) Market risk (cont'd.)

Types of market risk (cont'd.)

(ii) Non-traded market risk (cont'd.)

Foreign exchange risk (cont'd.)

Bank 2021 (cont'd.)	Malaysian Ringgit RM'000	United States Dollar RM'000	Australian Dollar RM'000	Swiss Franc RM'000	Euro RM'000	Great Britain Pound RM'000	Japanese Yen RM'000	Canadian Dollar RM'000	Others RM'000	Total RM'000
Liabilities										
Deposits from customers	22,844,150	281,643	79	-	610	2,225	-	-	10	23,128,717
Investment accounts of customers	216,978	-	-	-	-	-	-	-	-	216,978
Deposits and placements of banks and other financial institutions	291,866	-	-	-	-	-	-	-	-	291,866
Bills and acceptances payable	7,720	1	-	-	-	-	-	33	1	7,755
Islamic derivative financial liabilities	61,543	-	-	-	-	-	-	-	-	61,543
Other liabilities	155,435	544	-	-	69	(77)	-	-	-	155,971
Lease liabilities	31,729	22	-	-	-	-	-	-	-	31,751
Provision for taxation and zakat	6,197	-	-	-	-	-	-	-	-	6,197
Recourse obligation on financing sold to Cagamas	427,466	-	-	-	-	-	-	-	-	427,466
Subordinated sukuk	499,876	-	-	-	-	-	-	-	-	499,876
Total liabilities	24,542,960	282,210	79	-	679	2,148	-	33	11	24,828,120
On-balance sheet open position	2,610,548	120,358	57	522	242	(453)	1,068	3,404	2,541	2,738,287
Less: Islamic derivative financial assets	(5,437)	-	-	-	-	-	-	-	-	(5,437)
Add: Islamic derivative financial liabilities	61,543	-	-	-	-	-	-	-	-	61,543
Net open position	2,666,654	120,358	57	522	242	(453)	1,068	3,404	2,541	2,794,393

Foreign currency risk

Foreign exchange risk arises from the movements in exchange rates that adversely affect the revaluation of the Group and the Bank foreign currency positions.

	Group and Bank			
	2022		2021	
	RM'000	RM'000	RM'000	RM'000
	1%	1%	1%	1%
	appreciation	depreciation	appreciation	depreciation
Impact to profit after tax and reserves	(2,229)	2,229	(1,277)	1,277

Bank Muamalat Malaysia Berhad
(Incorporated in Malaysia)

46. Financial risk management objectives and policies (cont'd.)

(b) Market risk (cont'd.)

Types of market risk (cont'd.)

(ii) Non-traded market risk (cont'd.)

Foreign exchange risk (cont'd.)

Bank 2020	Malaysian Ringgit RM'000	United States Dollar RM'000	Australian Dollar RM'000	Swiss Franc RM'000	Euro RM'000	Great Britain Pound RM'000	Japanese Yen RM'000	Canadian Dollar RM'000	Others RM'000	Total RM'000
Assets										
Cash and short-term funds	2,732,231	176,551	428	661	9,822	1,164	5,503	3,457	3,355	2,933,172
Cash and placements with financial institutions	10,392	20,025	-	-	-	-	-	-	-	30,417
Financial investments designated at fair value through profit and loss (restated, see Note 53)	148,085	-	-	-	-	-	-	-	-	148,085
Financial assets at fair value through other comprehensive income (restated, see Note 53)	3,796,498	165,252	-	-	-	-	-	-	-	3,961,750
Financial assets at amortised cost	105,544	-	-	-	-	-	-	-	-	105,544
Islamic derivative financial assets	47,820	-	-	-	-	-	-	-	-	47,820
Financing of customers	18,051,306	58,896	-	-	-	-	-	-	-	18,110,202
Other assets	112,342	3	-	-	-	-	-	-	-	112,345
Statutory deposits with Bank Negara Malaysia	95,255	-	-	-	-	-	-	-	-	95,255
Investment in subsidiaries	13,159	-	-	-	-	-	-	-	-	13,159
Investment properties	55,889	-	-	-	-	-	-	-	-	55,889
Right-of-use assets	31,543	45	-	-	-	-	-	-	-	31,588
Intangible assets	64,977	-	-	-	-	-	-	-	-	64,977
Property, plant and equipment	55,156	-	-	-	-	-	-	-	-	55,156
Total assets	25,320,197	420,772	428	661	9,822	1,164	5,503	3,457	3,355	25,765,359

Bank Muamalat Malaysia Berhad
(Incorporated in Malaysia)

46. Financial risk management objectives and policies (cont'd.)

(b) Market risk (cont'd.)

Types of market risk (cont'd.)

(ii) Non-traded market risk (cont'd.)

Foreign exchange risk (cont'd.)

Bank 2020 (cont'd.)	Malaysian Ringgit RM'000	United States Dollar RM'000	Australian Dollar RM'000	Swiss Franc RM'000	Euro RM'000	Great Britain Pound RM'000	Japanese Yen RM'000	Canadian Dollar RM'000	Others RM'000	Total RM'000
Liabilities										
Deposits from customers	20,962,891	535,200	28	-	11,828	2,182	-	-	2,029	21,514,158
Deposits and placements of banks and other financial institutions	99,002	(656)	-	-	-	-	-	-	-	98,346
Bills and acceptances payable	6,283	1	25	-	-	-	-	-	1	6,310
Islamic derivative financial liabilities	167,334	-	-	-	-	-	-	-	-	167,334
Other liabilities	88,204	872	-	-	72	(75)	-	-	-	89,073
Lease liabilities	33,968	50	-	-	-	-	-	-	-	34,018
Provision for taxation and zakat	4,280	-	-	-	-	-	-	-	-	4,280
Recourse obligation on financing sold to Cagamas	444,141	-	-	-	-	-	-	-	-	444,141
Deferred tax liabilities	11,826	-	-	-	-	-	-	-	-	11,826
Subordinated sukuk	250,642	-	-	-	-	-	-	-	-	250,642
Senior sukuk	502,692	-	-	-	-	-	-	-	-	502,692
Total liabilities	22,571,263	535,467	53	-	11,900	2,107	-	-	2,030	23,122,820
On-balance sheet open position	2,748,934	(114,695)	375	661	(2,078)	(943)	5,503	3,457	1,325	2,642,539
Less: Islamic derivative financial assets	(47,820)	-	-	-	-	-	-	-	-	(47,820)
Add: Islamic derivative financial liabilities	167,334	-	-	-	-	-	-	-	-	167,334
Net open position	2,868,448	(114,695)	375	661	(2,078)	(943)	5,503	3,457	1,325	2,762,053

Foreign currency risk

Foreign exchange risk arises from the movements in exchange rates that adversely affect the revaluation of the Group and the Bank foreign currency positions.

	Group and Bank			
	2021		2020	
	RM'000	RM'000	RM'000	RM'000
	1%	1%	1%	1%
	appreciation	depreciation	appreciation	depreciation
Impact to profit after tax and reserves	(1,277)	1,277	1,064	(1,064)

**Bank Muamalat Malaysia Berhad
(Incorporated in Malaysia)**

46. Financial risk management objectives and policies (cont'd.)

(b) Market risk (cont'd.)

Types of market risk (cont'd.)

(ii) Non-traded market risk (cont'd.)

Foreign exchange risk (cont'd.)

Interpretation of impact

The Group and the Bank measure the foreign exchange sensitivity based on the foreign exchange net open positions (including foreign exchange structural position) under an adverse movement in all foreign currencies against reporting currency (MYR). The result implies that the Group and the Bank may be subjected to additional translation (loss)/ gain if MYR appreciated/ depreciated against other currencies or vice versa.

(c) Liquidity and funding risk

Liquidity and funding risk is the potential inability of the Group and the Bank to meet its funding requirements arising from cash flow mismatches at a reasonable cost while market liquidity risk refers to the Group's and the Bank's potential inability to liquidate positions quickly and with insufficient volumes, at a reasonable price.

The Group and the Bank monitor the maturity profile of assets and liabilities so that adequate liquidity is maintained at all times. The Group's and the Bank's ability to maintain a stable liquidity profile is primarily due to its success in retaining and growing its customer deposits base.

The marketing strategy of the Group and the Bank has ensured a balanced mix of deposits level. Stability of the deposits base thus minimises the Group's and the Bank's dependency on volatile short-term receiving. Considering the effective maturities of deposits are based largely on retention history (behavioral method) and in view of the ready availability of liquidity investments, the Group and the Bank are able to ensure that sufficient liquidity is always available whenever necessary.

The Asset & Liability Committee ("ALCO") chaired by the Chief Executive Officer, is being conducted on monthly basis, which purpose is to review the Liquidity Gap Profile of the Group and the Bank. In addition, the Group and the Bank apply the liquidity stress test which addresses strategic issues concerning liquidity risk.

The tables depicted in the following pages are the analysis of assets and liabilities of the Group and the Bank as at 31 December 2022 based on remaining contractual maturities.

Bank Muamalat Malaysia Berhad
(Incorporated in Malaysia)

46. Financial risk management objectives and policies (cont'd.)

(c) Liquidity and funding risk (cont'd.)

(i) Maturity analysis of assets, liabilities, commitments and contingencies based on remaining contractual maturity:

Group 2022	Up to 7 Days RM'000	>7 Days - 1 Month RM'000	>1-3 Months RM'000	>3-6 Months RM'000	>6-12 Months RM'000	>1 Year RM'000	Total RM'000
Assets							
Cash and short-term funds	1,184,485	50,968	-	-	-	-	1,235,453
Cash and placements with financial institution	-	-	21,747	-	-	-	21,747
Financial investments designated at fair value through profit and loss	-	-	-	147,485	-	34,604	182,089
Financial assets at fair value through other comprehensive income	-	560	4,684	386,752	1,108,279	3,711,376	5,211,651
Financial assets at amortised cost	-	-	-	-	-	113,589	113,589
Islamic derivative financial assets	398	2,118	1,266	465	-	-	4,247
Financing of customers	92,625	810,048	1,369,715	1,313,387	2,161,825	18,269,467	24,017,067
Other assets	-	(19)	-	-	44,216	704,177	748,374
Total assets	1,277,508	863,675	1,397,412	1,848,089	3,314,320	22,833,213	31,534,217
Liabilities							
Deposits from customers	10,761,361	5,070,645	6,253,122	2,533,620	712,312	989,549	26,320,609
Investment accounts of customers	301,158	-	-	-	-	-	301,158
Deposits and placements of banks and other financial institutions	-	200	-	500	1,300	301,388	303,388
Bills and acceptances payable	-	-	20,218	-	-	-	20,218
Islamic derivative financial liabilities	5,556	5,982	11,269	304	-	-	23,111
Other liabilities	-	19,778	918	1,695	84,658	32,310	139,359
Recourse obligation on financing sold to Cagamas Berhad	-	-	-	-	-	733,174	733,174
Subordinated sukuk	-	-	-	8,220	-	798,376	806,596
Total liabilities	11,068,075	5,096,605	6,285,527	2,544,339	798,270	2,854,797	28,647,613
Net maturity mismatch	(9,790,567)	(4,232,930)	(4,888,115)	(696,250)	2,516,050	19,978,416	2,886,604
Commitments and contingencies							
Contingent liabilities	-	716	5,402	6,631	29,820	1,012,360	1,054,929
Commitments	192,230	2,152	164,529	72,039	6,537	1,350,565	1,788,052
Other Miscellaneous Commitment and Contingent Liabilities	-	-	-	-	-	152,232	152,232
Islamic derivative financial instruments	144,588	3,204	573,849	1,049,652	15,137	-	1,786,430
Total commitments and contingencies	336,818	6,072	743,780	1,128,322	51,494	2,515,157	4,781,643

Bank Muamalat Malaysia Berhad
(Incorporated in Malaysia)

46. Financial risk management objectives and policies (cont'd.)

(c) Liquidity and funding risk (cont'd.)

(i) Maturity analysis of assets, liabilities, commitments and contingencies based on remaining contractual maturity:

Group 2021	Up to 7 Days RM'000	>7 Days - 1 Month RM'000	>1-3 Months RM'000	>3-6 Months RM'000	>6-12 Months RM'000	>1 Year RM'000	Total RM'000
Assets							
Cash and short-term funds	1,119,053	23,238	-	-	-	-	1,142,291
Cash and placements with financial institution	-	-	31,184	-	-	-	31,184
Financial investments designated at fair value through profit and loss (restated, see Note 53)	-	-	-	5,052	-	147,839	152,891
Financial assets at fair value through other comprehensive income (restated, see Note 53)	-	-	215,530	286,898	838,270	3,694,457	5,035,155
Financial assets at amortised cost	-	-	-	-	-	107,109	107,109
Islamic derivative financial assets	424	1,375	2,523	1,115	-	-	5,437
Financing of customers	79,347	772,577	1,375,858	1,302,205	2,005,708	15,135,611	20,671,306
Other assets	-	404	-	-	32,796	387,818	421,018
Total assets	1,198,824	797,594	1,625,095	1,595,270	2,876,774	19,472,834	27,566,391
Liabilities							
Deposits from customers	10,347,655	3,685,222	3,241,319	3,741,358	875,146	1,222,466	23,113,166
Investment accounts of customers	216,978	-	-	-	-	-	216,978
Deposits and placements of banks and other financial institutions	-	46	54	84	113	291,569	291,866
Bills and acceptances payable	-	-	7,755	-	-	-	7,755
Islamic derivative financial liabilities	426	451	2,399	891	-	57,376	61,543
Other liabilities	-	75,855	876	1,844	91,943	24,436	194,954
Recourse obligation on financing sold to Cagamas Berhad	-	-	-	427,466	-	-	427,466
Subordinated sukuk	-	-	-	1,051	-	498,825	499,876
Total liabilities	10,565,059	3,761,574	3,252,403	4,172,694	967,202	2,094,672	24,813,604
Net maturity mismatch	(9,366,235)	(2,963,980)	(1,627,308)	(2,577,424)	1,909,572	17,378,162	2,752,787
Commitments and contingencies							
Contingent liabilities	-	-	2,404	6,492	25,406	787,968	822,270
Commitments	156,323	916	143,837	121,514	11,459	1,179,093	1,613,142
Other Miscellaneous Commitment and Contingent Liabilities	72	-	-	-	-	25,701	25,773
Islamic derivative financial instruments	52,567	13,233	198,705	381,249	984,843	1,200,000	2,830,597
Total commitments and contingencies	208,962	14,149	344,946	509,255	1,021,708	3,192,762	5,291,782

Bank Muamalat Malaysia Berhad
(Incorporated in Malaysia)

46. Financial risk management objectives and policies (cont'd.)

(c) Liquidity and funding risk (cont'd.)

(i) Maturity analysis of assets, liabilities, commitments and contingencies based on remaining contractual maturity:

Group 2020	Up to 7 Days RM'000	>7 Days - 1 Month RM'000	>1-3 Months RM'000	>3-6 Months RM'000	>6-12 Months RM'000	>1 Year RM'000	Total RM'000
Assets							
Cash and short-term funds	2,369,462	563,710	-	-	-	-	2,933,172
Cash and placements with financial institution	-	-	30,417	-	-	-	30,417
Financial investments designated at fair value through profit and loss (restated, see Note 53)	-	-	-	-	-	148,085	148,085
Financial assets at fair value through other comprehensive income (restated, see Note 53)	-	149,868	635,472	144,152	123,899	2,910,826	3,964,217
Financial assets at amortised cost	-	-	-	-	-	105,544	105,544
Islamic derivative financial assets	6,746	20,059	7,580	12,516	919	-	47,820
Financing of customers	59,498	665,038	1,286,412	1,121,802	1,898,467	13,084,599	18,115,816
Other assets	-	646	-	-	112,027	310,125	422,798
Total assets	2,435,706	1,399,321	1,959,881	1,278,470	2,135,312	16,559,179	25,767,869
Liabilities							
Deposits from customers	9,509,884	4,662,369	3,232,770	2,894,806	725,795	475,742	21,501,366
Deposits and placements of banks and other financial institutions	-	25	28	283	485	97,525	98,346
Bills and acceptances payable	-	-	6,310	-	-	-	6,310
Islamic derivative financial liabilities	3,772	24,734	19,277	11,827	208	107,516	167,334
Other liabilities	-	23,084	5,367	943	76,516	40,476	146,386
Recourse obligation on financing sold to Cagamas Berhad	-	-	-	-	-	444,141	444,141
Subordinated sukuk	-	-	-	250,642	-	-	250,642
Senior sukuk	-	-	-	2,811	499,881	-	502,692
Total liabilities	9,513,656	4,710,212	3,263,752	3,161,312	1,302,885	1,165,400	23,117,217
Net maturity mismatch	(7,077,950)	(3,310,891)	(1,303,871)	(1,882,842)	832,427	15,393,779	2,650,652
Commitments and contingencies							
Contingent liabilities	7,439	4,187	31,617	46,925	76,100	565,112	731,380
Commitments	65,182	93,499	199,988	74,779	433,772	785,259	1,652,479
Other Miscellaneous Commitment and Contingent Liabilities	6,455	88	-	161	2	396	7,102
Islamic derivative financial instruments	483,039	820,123	864,001	917,416	241,944	1,200,000	4,526,523
Total commitments and contingencies	562,115	917,897	1,095,606	1,039,281	751,818	2,550,767	6,917,484

Bank Muamalat Malaysia Berhad
(Incorporated in Malaysia)

46. Financial risk management objectives and policies (cont'd.)

(c) Liquidity and funding risk (cont'd.)

(i) Maturity analysis of assets, liabilities, commitments and contingencies based on remaining contractual maturity: (cont'd.)

Bank 2022	Up to 7 Days RM'000	>7 Days - 1 Month RM'000	>1-3 Months RM'000	>3-6 Months RM'000	>6-12 Months RM'000	>1 Year RM'000	Total RM'000
Assets							
Cash and short-term funds	1,184,486	50,967	-	-	-	-	1,235,453
Cash and placements with financial institution	-	-	21,747	-	-	-	21,747
Financial investments designated at fair value through profit and loss	-	-	-	147,485	-	32,059	179,544
Financial assets at fair value through other comprehensive income	-	560	4,684	386,752	1,108,279	3,711,376	5,211,651
Financial assets at amortised cost	-	-	-	-	-	113,589	113,589
Islamic derivative financial assets	398	2,120	1,264	465	-	-	4,247
Financing of customers	92,625	810,048	1,369,715	1,313,387	2,161,825	18,258,813	24,006,413
Other assets	-	(29)	-	-	43,722	716,938	760,631
Total assets	1,277,509	863,666	1,397,410	1,848,089	3,313,826	22,832,775	31,533,275
Liabilities							
Deposits from customers	10,773,324	5,078,482	6,253,097	2,533,605	712,306	989,539	26,340,353
Investment accounts of customers	301,158	-	-	-	-	-	301,158
Deposits and placements of banks and other financial institutions	-	200	-	500	1,300	301,388	303,388
Bills and acceptances payable	-	-	20,218	-	-	-	20,218
Islamic derivative financial liabilities	5,556	5,982	11,269	304	-	-	23,111
Other liabilities	-	18,103	918	1,695	83,484	32,313	136,513
Recourse obligation on financing sold to Cagamas Berhad	-	-	-	-	-	733,174	733,174
Subordinated sukuk	-	-	-	8,220	-	798,376	806,596
Senior sukuk	-	-	-	-	-	-	-
Total liabilities	11,080,038	5,102,767	6,285,502	2,544,324	797,090	2,854,790	28,664,511
Net maturity mismatch	(9,802,529)	(4,239,101)	(4,888,092)	(696,235)	2,516,736	19,977,985	2,868,764
Commitments and contingencies							
Contingent liabilities	-	716	5,402	6,631	29,820	1,012,360	1,054,929
Commitments	192,230	2,152	164,529	72,039	6,537	1,350,565	1,788,052
Other Miscellaneous Commitment and Contingent Liabilities	-	-	-	-	-	152,232	152,232
Islamic derivative financial instruments	144,588	3,204	573,849	1,049,652	15,137	-	1,786,430
Total commitments and contingencies	336,818	6,072	743,780	1,128,322	51,494	2,515,157	4,781,643

Bank Muamalat Malaysia Berhad
(Incorporated in Malaysia)

46. Financial risk management objectives and policies (cont'd.)

(c) Liquidity and funding risk (cont'd.)

(i) Maturity analysis of assets, liabilities, commitments and contingencies based on remaining contractual maturity: (cont'd.)

Bank 2021	Up to 7 Days RM'000	>7 Days - 1 Month RM'000	>1-3 Months RM'000	>3-6 Months RM'000	>6-12 Months RM'000	>1 Year RM'000	Total RM'000
Assets							
Cash and short-term funds	1,119,053	23,238	-	-	-	-	1,142,291
Cash and placements with financial institution	-	-	31,184	-	-	-	31,184
Financial investments designated at fair value through profit and loss (restated, see Note 53)	-	-	-	5,052	-	147,839	152,891
Financial assets at fair value through other comprehensive income (restated, see Note 53)	-	-	215,530	286,898	838,270	3,691,951	5,032,649
Financial assets at amortised cost	-	-	-	-	-	107,109	107,109
Islamic derivative financial assets	424	1,375	2,523	1,115	-	-	5,437
Financing of customers	79,347	772,577	1,375,858	1,302,205	2,005,708	15,125,923	20,661,618
Other assets	-	395	-	-	32,207	400,626	433,228
Total assets	1,198,824	797,585	1,625,095	1,595,270	2,876,185	19,473,448	27,566,407
Liabilities							
Deposits from customers	10,355,435	3,693,089	3,241,297	3,741,324	875,129	1,222,443	23,128,717
Investment accounts of customers	216,978	-	-	-	-	-	216,978
Deposits and placements of banks and other financial institutions	-	46	54	84	113	291,569	291,866
Bills and acceptances payable	-	-	7,755	-	-	-	7,755
Islamic derivative financial liabilities	426	451	2,399	891	-	57,376	61,543
Other liabilities	-	75,581	876	1,844	91,182	24,436	193,919
Recourse obligation on financing sold to Cagamas Berhad	-	-	-	427,466	-	-	427,466
Subordinated sukuk	-	-	-	1,051	-	498,825	499,876
Total liabilities	10,572,839	3,769,167	3,252,381	4,172,660	966,424	2,094,649	24,828,120
Net maturity mismatch	(9,374,015)	(2,971,582)	(1,627,286)	(2,577,390)	1,909,761	17,378,799	2,738,287
Commitments and contingencies							
Contingent liabilities	-	-	2,404	6,492	25,406	787,968	822,270
Commitments	156,323	916	143,837	121,514	11,459	1,179,093	1,613,142
Other Miscellaneous Commitment and Contingent Liabilities	72	-	-	-	-	25,701	25,773
Islamic derivative financial instruments	52,567	13,233	198,705	381,249	984,843	1,200,000	2,830,597
Total commitments and contingencies	208,962	14,149	344,946	509,255	1,021,708	3,192,762	5,291,782

Bank Muamalat Malaysia Berhad
(Incorporated in Malaysia)

46. Financial risk management objectives and policies (cont'd.)

(c) Liquidity and funding risk (cont'd.)

(i) Maturity analysis of assets, liabilities, commitments and contingencies based on remaining contractual maturity: (cont'd.)

Bank 2020	Up to 7 Days RM'000	>7 Days - 1 Month RM'000	>1-3 Months RM'000	>3-6 Months RM'000	>6-12 Months RM'000	>1 Year RM'000	Total RM'000
Assets							
Cash and short-term funds	2,369,462	563,710	-	-	-	-	2,933,172
Cash and placements with financial institution	-	-	30,417	-	-	-	30,417
Financial investments designated at fair value through profit and loss (restated, see Note 53)	-	-	-	-	-	148,085	148,085
Financial assets at fair value through other comprehensive income (restated, see Note 53)	-	149,868	635,472	144,152	123,899	2,908,359	3,961,750
Financial assets at amortised cost	-	-	-	-	-	105,544	105,544
Islamic derivative financial assets	6,746	20,059	7,580	12,516	919	-	47,820
Financing of customers	59,498	665,038	1,286,412	1,121,802	1,898,467	13,078,985	18,110,202
Other assets	3	646	-	-	111,198	316,522	428,369
Total assets	2,435,709	1,399,321	1,959,881	1,278,470	2,134,483	16,557,495	25,765,359
Liabilities							
Deposits from customers	9,514,409	4,670,742	3,232,737	2,894,773	725,772	475,725	21,514,158
Deposits and placements of banks and other financial institutions	-	25	28	283	485	97,525	98,346
Bills and acceptances payable	-	-	6,310	-	-	-	6,310
Islamic derivative financial liabilities	3,772	24,734	19,277	11,827	208	107,516	167,334
Other liabilities	-	23,865	5,367	1,305	76,167	32,494	139,198
Recourse obligation on financing sold to Cagamas Berhad	-	-	-	-	-	444,141	444,141
Subordinated sukuk	-	-	-	250,642	-	-	250,642
Senior sukuk	-	-	-	2,811	499,881	-	502,692
Total liabilities	9,518,181	4,719,366	3,263,719	3,161,641	1,302,513	1,157,401	23,122,821
Net maturity mismatch	(7,082,472)	(3,320,045)	(1,303,838)	(1,883,171)	831,970	15,400,094	2,642,538
Commitments and contingencies							
Contingent liabilities	7,439	4,187	31,617	46,925	76,100	565,112	731,380
Commitments	65,182	93,499	199,988	74,779	433,772	785,259	1,652,479
Other Miscellaneous Commitment and Contingent Liabilities	6,455	88	-	161	2	396	7,102
Islamic derivative financial instruments	483,039	820,123	864,001	917,416	241,944	1,200,000	4,526,523
Total commitments and contingencies	562,115	917,897	1,095,606	1,039,281	751,818	2,550,767	6,917,484

Bank Muamalat Malaysia Berhad
(Incorporated in Malaysia)

46. Financial risk management objectives and policies (cont'd.)

(c) Liquidity and funding risk (cont'd.)

(ii) Behavioural maturity of deposits from customers

In practice, deposits from customers behave differently from their contractual terms and typically, short-term customer accounts and non-maturing savings and current deposits extend to a longer period than their contractual maturity. The Group's and the Bank's behavioural maturity for deposits from customers are as follows:

Group	Deposits from customers						Total RM'000
	Up to 7 Days RM'000	>7 Days - 1 Month RM'000	>1-3 Months RM'000	>3-6 Months RM'000	>6-12 Months RM'000	>1 Year RM'000	
2022							
By contractual maturity	10,761,361	5,070,645	6,253,122	2,533,620	712,312	989,549	26,320,609
By behavioural maturity	1,598,436	915,956	836,695	889,942	722,991	21,356,589	26,320,609
Difference	<u>9,162,925</u>	<u>4,154,689</u>	<u>5,416,427</u>	<u>1,643,678</u>	<u>(10,679)</u>	<u>(20,367,040)</u>	-
2021							
By contractual maturity	10,347,655	3,685,222	3,241,319	3,741,358	875,146	1,222,466	23,113,166
By behavioural maturity	1,751,237	1,669,008	901,276	695,475	972,838	17,123,332	23,113,166
Difference	<u>8,596,418</u>	<u>2,016,214</u>	<u>2,340,043</u>	<u>3,045,883</u>	<u>(97,692)</u>	<u>(15,900,866)</u>	-
Bank							
2022							
By contractual maturity	10,773,324	5,078,482	6,253,097	2,533,605	712,306	989,539	26,340,353
By behavioural maturity	1,599,723	916,674	837,413	890,844	723,521	21,372,178	26,340,353
Difference	<u>9,173,601</u>	<u>4,161,808</u>	<u>5,415,684</u>	<u>1,642,761</u>	<u>(11,215)</u>	<u>(20,382,639)</u>	-
2021							
By contractual maturity	10,355,435	3,693,089	3,241,297	3,741,324	875,129	1,222,443	23,128,717
By behavioural maturity	1,752,328	1,670,182	901,855	695,884	973,449	17,135,019	23,128,717
Difference	<u>8,603,107</u>	<u>2,022,907</u>	<u>2,339,442</u>	<u>3,045,440</u>	<u>(98,320)</u>	<u>(15,912,576)</u>	-

Bank Muamalat Malaysia Berhad
(Incorporated in Malaysia)

46. Financial risk management objectives and policies (cont'd.)

(c) Liquidity and funding risk (cont'd.)

(iii) Maturity analysis of financial liabilities on an undiscounted basis

The following tables show the contractual undiscounted cash flows payable for financial liabilities by remaining contractual maturities. The financial liabilities in the tables depicted in the following pages will not agree to the balances reported in the statement of financial position as the Tables incorporate all contractual cash flows, on an undiscounted basis, relating to both principal and profit payments. The contractual maturity profile does not necessarily reflect the behavioural cash flows.

The cash flows of commitments and contingent liabilities are not presented on an undiscounted basis as the total outstanding contractual amounts do not represent future cash requirements since the Group and the Bank expect many of these contingencies to expire or be unconditionally cancelled without being called or drawn upon and many of the contingent liabilities are reimbursable by customers.

Group	Up to 7 Days RM'000	>7 Days - 1 Month RM'000	>1-3 Months RM'000	>3-6 Months RM'000	>6-12 Months RM'000	>1 Year RM'000	Total RM'000
2022							
Non-derivative liabilities							
Deposits from customers	10,761,793	5,080,015	6,291,262	2,565,177	732,733	1,089,403	26,520,383
Investment accounts of customers	301,158	-	-	-	-	-	301,158
Deposits and placements of banks and other financial institutions	-	200	-	500	1,300	304,163	306,163
Bills and acceptances payable	-	-	20,218	-	-	-	20,218
Other liabilities	-	19,778	-	-	76,346	-	96,124
Leases liabilities	-	-	2,823	2,598	6,959	37,953	50,333
Recourse obligation on financing sold to Cagamas Berhad	-	-	-	-	-	642,213	642,213
Subordinated sukuk	-	7,995	-	8,220	19,245	1,009,785	1,045,245
Derivative liabilities	5,556	5,982	11,269	304	-	-	23,111
Total financial liabilities	11,068,507	5,113,970	6,325,572	2,576,799	836,583	3,083,517	29,004,948

196501000376 (6175-W)

Bank Muamalat Malaysia Berhad
(Incorporated in Malaysia)

46. Financial risk management objectives and policies (cont'd.)

(c) Liquidity and funding risk (cont'd.)

(iii) Maturity analysis of financial liabilities on an undiscounted basis (cont'd.)

Group	Up to 7 Days RM'000	>7 Days - 1 Month RM'000	>1-3 Months RM'000	>3-6 Months RM'000	>6-12 Months RM'000	>1 Year RM'000	Total RM'000
2021							
Non-derivative liabilities							
Deposits from customers	10,348,087	3,688,921	3,252,809	3,774,348	891,808	1,396,402	23,352,375
Investment accounts of customers	216,978	-	-	-	-	-	216,978
Deposits and placements of banks and other financial institutions	-	46	54	84	113	300,851	301,148
Bills and acceptances payable	-	-	7,755	-	-	-	7,755
Other liabilities	-	75,664	-	-	80,875	-	156,539
Leases liabilities	-	207	914	2,019	5,463	37,428	46,031
Recourse obligation on financing sold to Cagamas Berhad	-	-	-	433,841	-	-	433,841
Subordinated sukuk	-	-	-	12,301	11,250	577,575	601,126
Derivative liabilities	426	451	2,399	891	-	57,376	61,543
Total financial liabilities	<u>10,565,491</u>	<u>3,765,289</u>	<u>3,263,931</u>	<u>4,223,484</u>	<u>989,509</u>	<u>2,369,632</u>	<u>25,177,336</u>

Bank Muamalat Malaysia Berhad
(Incorporated in Malaysia)

46. Financial risk management objectives and policies (cont'd.)

(c) Liquidity and funding risk (cont'd.)

(iii) Maturity analysis of financial liabilities on an undiscounted basis (cont'd.)

Bank	Up to 7 Days RM'000	>7 Days - 1 Month RM'000	>1-3 Months RM'000	>3-6 Months RM'000	>6-12 Months RM'000	>1 Year RM'000	Total RM'000
2022							
Non-derivative liabilities							
Deposits from customers	10,773,756	5,087,840	6,291,237	2,565,162	732,727	1,089,392	26,540,114
Investment accounts of customers	301,158	-	-	-	-	-	301,158
Deposits and placements of banks and other financial institutions	-	200	-	500	1,300	304,163	306,163
Bills and acceptances payable	-	-	20,218	-	-	-	20,218
Other liabilities	-	18,103	-	-	76,321	-	94,424
Leases liabilities	-	-	2,823	2,598	6,959	37,953	50,333
Recourse obligation on financing sold to Cagamas Berhad	-	-	-	-	-	642,213	642,213
Subordinated sukuk	-	7,995	-	8,220	19,245	1,009,785	1,045,245
Derivative liabilities	5,556	5,982	11,269	304	-	-	23,111
Total financial liabilities	11,080,470	5,120,120	6,325,547	2,576,784	836,552	3,083,506	29,022,979

196501000376 (6175-W)

Bank Muamalat Malaysia Berhad
(Incorporated in Malaysia)

46. Financial risk management objectives and policies (cont'd.)

(c) Liquidity and funding risk (cont'd.)

(iii) Maturity analysis of financial liabilities on an undiscounted basis (cont'd.)

Bank	Up to 7 Days RM'000	>7 Days - 1 Month RM'000	>1-3 Months RM'000	>3-6 Months RM'000	>6-12 Months RM'000	>1 Year RM'000	Total RM'000
2021							
Non-derivative liabilities							
Deposits from customers	10,355,867	3,696,780	3,252,787	3,774,314	891,791	1,396,380	23,367,919
Investment accounts of customers	216,978	-	-	-	-	-	216,978
Deposits and placements of banks and other financial institutions	-	46	54	84	113	300,851	301,148
Bills and acceptances payable	-	-	7,755	-	-	-	7,755
Leases liabilities	-	75,390	-	-	80,581	-	155,971
Other liabilities	-	207	914	2,019	5,463	37,429	46,032
Recourse obligation on financing sold to Cagamas Berhad	-	-	-	433,841	-	-	433,841
Subordinated sukuk	-	-	-	12,301	11,250	577,575	601,126
Derivative liabilities	426	451	2,399	892	-	57,375	61,543
Total financial liabilities	<u>10,573,271</u>	<u>3,772,874</u>	<u>3,263,909</u>	<u>4,223,451</u>	<u>989,198</u>	<u>2,369,610</u>	<u>25,192,313</u>

**Bank Muamalat Malaysia Berhad
(Incorporated in Malaysia)**

46. Financial risk management objectives and policies (cont'd.)

(d) Operational risk

Operational risk is defined as the risk of losses resulting from inadequate or failed internal processes and systems, human factors, and/or from various external events. The objective of operational risk management ("ORM") is to effectively manage these risks to minimize possible financial losses arising from operational lapses. In relation to ORM, the key risk organs which play a critical role in the overall integrated risk management framework are the ORM unit, Operational Risk Management Committee ("ORMC"), Internal Audit, Compliance, and the business lines.

The operational risk management processes include establishment of system of internal controls, identification and assessment of operational risk inherent in new and existing products, processes and systems, regular disaster recovery and business continuity planning and simulations, self-compliance audit, and operational risk incident reporting and data collection.

47. Fair value measurements

(a) Financial and non-financial instruments measured at fair value

Determination of fair value and the fair value hierarchy

- Level 1 - Quoted (unadjusted) market prices in active markets for identical instruments;
- Level 2 - Valuation techniques for which the lowest level input that is significant to the fair value measurement either directly (i.e. prices) or indirectly (i.e. derived from prices), observable; and
- Level 3 - Valuation techniques for which the lowest level input that is significant to the fair value measurement is unobservable.

Where such quoted and observable market prices are not available, fair values are determined using appropriate valuation techniques, which include the use of mathematical models, such as discounted cash flow models and option pricing models, comparison to similar instruments for which market observable prices exist and other valuation techniques. The objective of valuation techniques is to arrive at a fair value determination that reflects the price of the financial and non-financial instruments at the reporting date, that would have been determined by market participants acting at arm's length. Valuation techniques used incorporate assumptions regarding discount rates, profit rate yield curves, estimates of future cash flows and other factors. Changes in these assumptions could materially affect the fair values derived. The Group and the Bank generally uses widely recognised valuation techniques with market observable inputs for the determination of fair value, which require minimal Management's judgement and estimation, due to the low complexity of the financial instruments held.

Bank Muamalat Malaysia Berhad
(Incorporated in Malaysia)

47. Fair value measurements (cont'd.)

(a) Financial and non-financial instruments measured at fair value (cont'd.)

Determination of fair value and the fair value hierarchy (cont'd.)

The following table shows the financial and non-financial instruments which are measured at fair value at the reporting date analysed by the various level within the fair value hierarchy:

Group	Quoted Market Price Level 1 RM'000	Valuation technique using:		Total RM'000
		Observable Inputs Level 2 RM'000	Unobservable Inputs Level 3 RM'000	
2022				
Non-financial assets				
Investment properties	-	-	56,564	56,564
Financial assets				
Financial investments designated at fair value through profit or loss	6,138	5,114	170,837	182,089
Financial investments at FVOCI	56,783	5,004,465	150,403	5,211,651
Derivative financial assets	-	4,247	-	4,247
Total financial assets measured at fair value	62,921	5,013,826	321,240	5,397,987
Financial liabilities				
Derivative financial liabilities	-	23,111	-	23,111
Total financial liabilities measured at fair value	-	23,111	-	23,111

Bank Muamalat Malaysia Berhad
(Incorporated in Malaysia)

47. Fair value measurements (cont'd.)

(a) Financial and non-financial instruments measured at fair value (cont'd.)

Determination of fair value and the fair value hierarchy (cont'd.)

Group	Quoted Market Price Level 1 RM'000	Valuation technique using:		Total RM'000
		Observable Inputs Level 2 RM'000	Unobservable Inputs Level 3 RM'000	
2021				
Restated				
Non-financial assets				
Investment properties	-	-	56,564	56,564
Financial assets				
Financial investments designated at fair value through profit or loss (restated, see Note 53)	-	10,286	142,605	152,891
Financial investments at FVOCI (restated, see Note 53)	96,704	4,765,435	173,016	5,035,155
Derivative financial assets	-	5,437	-	5,437
Total financial assets measured at fair value	96,704	4,781,158	315,621	5,193,483
Financial liabilities				
Derivative financial liabilities	-	61,543	-	61,543
Total financial liabilities measured at fair value	-	61,543	-	61,543
Group				
2020				
Restated				
Non-financial assets				
Investment properties	-	-	55,889	55,889
Financial assets				
Financial investments designated at fair value through profit or loss (restated, see Note 53)	-	10,492	137,593	148,085
Financial investments at FVOCI (restated, see Note 53)	104,410	3,689,924	169,883	3,964,217
Derivative financial assets	-	47,820	-	47,820
Total financial assets measured at fair value	104,410	3,748,236	307,476	4,160,122

Bank Muamalat Malaysia Berhad
(Incorporated in Malaysia)

47. Fair value measurements (cont'd.)

(a) Financial and non-financial instruments measured at fair value (cont'd.)

Determination of fair value and the fair value hierarchy (cont'd.)

Group	Quoted Market Price Level 1 RM'000	Valuation technique using:		Total RM'000
		Observable Inputs Level 2 RM'000	Unobservable Inputs Level 3 RM'000	
2020 (cont'd.)				
Restated				
Financial liabilities				
Derivative financial liabilities	-	167,334	-	167,334
Total financial liabilities measured at fair value	-	167,334	-	167,334
Bank				
2022				
Non-financial assets				
Investment properties	-	-	57,844	57,844
Financial assets				
Financial investments designated at fair value through profit or loss	3,594	5,113	170,837	179,544
Financial investments at FVOCI	56,783	5,004,465	150,403	5,211,651
Derivative financial assets	-	4,247	-	4,247
Total financial assets measured at fair value	60,377	5,013,825	321,240	5,395,442
Financial liabilities				
Derivative financial liabilities	-	23,111	-	23,111
Total financial liabilities measured at fair value	-	23,111	-	23,111

Bank Muamalat Malaysia Berhad
(Incorporated in Malaysia)

47. Fair value measurements (cont'd.)

(a) Financial and non-financial instruments measured at fair value (cont'd.)

Determination of fair value and the fair value hierarchy (cont'd.)

Bank	Quoted Market Price Level 1 RM'000	Valuation technique using:		Total RM'000
		Observable Inputs Level 2 RM'000	Unobservable Inputs Level 3 RM'000	
2021				
Restated				
Non-financial assets				
Investment properties	-	-	56,564	56,564
Financial assets				
Financial investments designated at fair value through profit or loss (restated, see Note 53)	-	10,286	142,605	152,891
Financial investments at FVOCI (restated, see Note 53)	94,199	4,765,434	173,016	5,032,649
Derivative financial assets	-	5,437	-	5,437
Total financial assets measured at fair value	94,199	4,781,157	315,621	5,190,977
Financial liabilities				
Derivative financial liabilities	-	61,543	-	61,543
Total financial liabilities measured at fair value	-	61,543	-	61,543
Bank				
2020				
Restated				
Non-financial assets				
Investment properties	-	-	55,889	55,889
Financial assets				
Financial investments designated at fair value through profit or loss (restated, see Note 53)	-	10,492	137,593	148,085
Financial investments at FVOCI (restated, see Note 53)	101,944	3,689,923	169,883	3,961,750
Derivative financial assets	-	47,820	-	47,820
Total financial assets measured at fair value	101,944	3,748,235	307,476	4,157,655

(a) Financial and non-financial instruments measured at fair value (cont'd.)

		<u>Valuation technique using:</u>		
Bank	Quoted Market Price	Observable Inputs	Unobservable Inputs	Total
	Level 1	Level 2	Level 3	
2020 (cont'd.)	RM'000	RM'000	RM'000	RM'000
Restated				
Financial liabilities				
Derivative financial liabilities	-	167,334	-	167,334
Total financial liabilities				
measured at fair value	-	167,334	-	167,334

	Group and Bank	
	2022	2021
	RM'000	RM'000
At 1 January 2022	315,621	307,476
(Loss)/Gain recognised in statements of in statements of in profit or loss	(27,352)	2,101
Purchases	23,352	-
Foreign exchange translation difference	9,619	6,044
At 31 December 2022	321,240	315,621

	Group and Bank	
	2022	2021
	RM'000	RM'000
Total (loss)/gain recognised in profit or loss for financial instruments measured at fair value at the end of the financial year	(27,354)	2,101

Bank Muamalat Malaysia Berhad
(Incorporated in Malaysia)

47. Fair value measurements (cont'd.)

(b) Financial instruments not carried at fair value

The estimated fair values of those on-balance sheet financial assets and financial liabilities as at the reporting date approximate their carrying amounts as shown in the statement of financial position, except for the financial assets and liabilities as disclosed below.

Group	Level 1 RM'000	Level 2 RM'000	Level 3 RM'000	Total fair value RM'000	Carrying Amount RM'000
2022					
Financial assets					
Financial investments at amortised cost	-	-	30,311	30,311	113,589
Financing of customers	-	16,763,788	7,073,957	23,837,745	24,017,067
Financial liabilities					
Deposits from customers	-	2,350,904	23,969,266	26,320,170	26,320,609
Investment account of customers	-	301,158	-	301,158	301,158
Deposits and placements of banks and other financial institutions	-	-	6,954	6,954	7,250
Bills and acceptances payable	-	-	20,218	20,218	20,218
Subordinated sukuk	-	804,985	-	804,985	806,596
2021					
Financial assets					
Financial investments at amortised cost	-	190,974	-	190,974	107,109
Financing of customers	-	13,450,636	6,523,235	19,973,871	20,671,306

Bank Muamalat Malaysia Berhad
(Incorporated in Malaysia)

47. Fair value measurements (cont'd.)

(b) Financial instruments not carried at fair value (cont'd.)

Group	Level 1 RM'000	Level 2 RM'000	Level 3 RM'000	Total fair value RM'000	Carrying Amount RM'000
2021					
Financial liabilities					
Deposits from customers	-	2,541,205	20,597,965	23,139,170	23,113,166
Deposits and placements of banks and other financial institutions	-	-	2,508	2,508	2,520
Subordinated sukuk	-	497,013	-	497,013	499,876
Bank					
2022					
Financial assets					
Financial investments at amortised cost	-	-	30,311	30,311	113,589
Financing of customers	-	16,752,858	7,073,957	23,826,815	24,006,413
Financial liabilities					
Deposits from customers	-	2,350,904	23,989,010	26,339,914	26,340,353
Investment account of customers	-	301,158	-	301,158	301,158
Deposits and placements of banks and other financial institutions	-	-	6,954	6,954	7,250
Subordinated sukuk	-	804,985	-	804,985	806,596

Bank Muamalat Malaysia Berhad
(Incorporated in Malaysia)

47. Fair value measurements (cont'd.)

(b) Financial instruments not carried at fair value (cont'd.)

Bank	Level 1	Level 2	Level 3	Total	Carrying
	RM'000	RM'000	RM'000	fair value	Amount
				RM'000	RM'000
2021					
Financial assets					
Financial investments at amortised cost	-	190,974	-	190,974	107,109
Financing of customers	-	13,441,767	6,496,627	19,938,394	20,661,618
Financial liabilities					
Deposits from customers	-	2,541,205	20,613,516	23,154,721	23,128,717
Deposits and placements of banks and other financial institutions	-	-	2,508	2,508	2,520
Subordinated sukuk	-	497,013	-	497,013	499,876

Fair value is the estimated amount at which a financial asset or liability can be exchanged between two (2) parties under normal market conditions. However, for certain assets such as financing and deposits, the respective fair values are not readily available as there is no open market where these instruments are traded. The fair values for these instruments are estimated based on the assumptions depicted below. These methods are subjective in nature, therefore, the fair values presented may not be indicative of the actual realisable value.

Fair value information has been disclosed for the Group's and the Bank's investments in equity instruments that are carried at cost because fair value cannot be measured reliably. The Group and the Bank do not intend to dispose off this investment in the foreseeable future.

**Bank Muamalat Malaysia Berhad
(Incorporated in Malaysia)**

47. Fair value measurements (cont'd.)

(b) Financial instruments not carried at fair value (cont'd.)

Financing of customers

The fair values of financing of customers not designated as hedged item are estimated based on expected future cash flows of contractual instalment payments, discounted at applicable and prevailing rates at reporting date offered for similar facilities to new customers with similar credit profiles. In respect of non-performing financing, the fair values are deemed to approximate the carrying values, which are net of individual assessment allowance for bad and doubtful financing.

Deposits from customers

The fair values of deposits from customers with maturities of less than one year are estimated to approximate their carrying values due to the relatively short maturity of these instruments. The fair values of deposits from customers with remaining maturities of more than one year are estimated based on discounted cash flows using applicable rates currently offered for deposits with similar remaining maturities.

Subordinated sukuk & Senior sukuk

The fair values of subordinated obligations are estimated by discounting the expected future cash flows using the applicable prevailing profit rates for financing with similar risk profiles.

Bank Muamalat Malaysia Berhad
(Incorporated in Malaysia)

48. Offsetting financial assets and financial liabilities

Financial assets and financial liabilities subject to offsetting, enforceable master netting arrangements and similar agreements are as follows:

Group and Bank	Gross amount of recognised financial assets/ financial liabilities RM'000	Gross amount set off in the statement of financial position RM'000	Net amount presented in the statement of financial position RM'000	<u>Amount not set off in the statement of financial position</u>		Net amount RM'000
				Amount related to recognised financial instruments RM'000	Amount related to financial collateral RM'000	
2022						
Derivative assets	4,247	-	4,247	-	-	4,247
Derivative liabilities	(23,111)	-	(23,111)	-	-	(23,111)
2021						
Derivative assets	5,437	-	5,437	-	-	5,437
Derivative liabilities	(61,543)	-	(61,543)	-	-	(61,543)

Financial assets and financial liabilities are offset and the net amount is reported in the statement of financial position when there is a legally enforceable right to offset the recognised amounts and there is an intention to settle on a net basis, or realise the asset and settle the liability simultaneously.

The amount not set off in the statement of financial position relate to transactions where:

- (i) the counterparty has an offsetting exposure with the Group and the Bank and a master netting or similar arrangements is in place with a right to set off only in the event of default, insolvency or bankruptcy; and
- (ii) cash or securities are received or cash pledged in respect of the transaction described above.

Bank Muamalat Malaysia Berhad
(Incorporated in Malaysia)

49. Capital and other commitments

Capital expenditure approved by directors but not provided for in the financial statements amounted to:

	Group	
	2022	2021
	RM'000	RM'000
Approved and contracted for	14,515	4,338
Approved but not contracted for	150,567	140,158
	165,082	144,496

	Bank	
	2022	2021
	RM'000	RM'000
Approved and contracted for	14,515	4,338
Approved but not contracted for	150,673	140,266
	165,188	144,604

50. Capital adequacy

(a) The core capital ratios and risk-weighted capital ratios of the Group are as

	2022	Group	
	RM'000	2021	2020
		RM'000	RM'000
		Restated	Restated
Computation of total risk-weighted assets ("RWA")			
Total credit RWA	19,525,603	17,566,888	15,081,238
Less: Credit risk absorbed by profit-sharing investment account ("PSIA")	(135,099)	(98,453)	-
Total market RWA	23,153	16,225	22,546
Total operational RWA	1,460,879	1,321,435	1,259,314
Total RWA	20,874,536	18,806,095	16,363,098

Bank Muamalat Malaysia Berhad
(Incorporated in Malaysia)

50. Capital adequacy (cont'd.)

(a) The core capital ratios and risk-weighted capital ratios of the Group are as follows: (cont'd.)

	2022	Group	2020
	RM'000	2021	RM'000
		Restated	Restated
Computation of capital ratios			
<u>Tier-I capital</u>			
Share capital	1,195,000	1,195,000	1,195,000
Retained profits (restated, see Note 53)	1,595,641	1,485,685	1,311,289
Other Reserves			
Regulatory reserve	94,239	28,079	45,411
FVOCI reserve (restated, see Note 53)	(1,342)	43,374	99,920
Foreign exchange translation reserve	3,066	649	(968)
Less: Regulatory Adjustment			
Deferred tax assets	(52,920)	(58,170)	(39,422)
Investment property gain	(8,171)	(8,171)	(7,496)
Regulatory reserve	(94,239)	(28,079)	(45,411)
FVOCI reserve (restated, see Note 53)	-	(23,856)	(54,956)
Cumulative gains of financing measured at FVTPL	(21,455)	(19,354)	-
Intangible asset (net of deferred tax liabilities)	(94,363)	(61,002)	(14,293)
Total Common Equity Tier-I Capital	2,615,456	2,554,155	2,489,074
Total Tier-I Capital	2,615,456	2,554,155	2,489,074
<u>Tier-II capital</u>			
Subordinated sukuk	800,000	500,000	250,000
Loss provision and regulatory reserve*	248,955	180,990	150,659
Add: Investment property gain	3,677	3,677	3,373
Total Tier-II Capital	1,052,632	684,667	404,032
Total Capital Base	3,668,088	3,238,822	2,893,106
<u>Ratio (%)</u>			
CET 1 Capital	12.529%	13.582%	15.212%
Tier 1 Capital	12.529%	13.582%	15.212%
Total Capital	17.572%	17.222%	17.681%

* Tier 2 Capital comprise collective allowance on non-impaired financing customers and regulatory reserve.

Bank Muamalat Malaysia Berhad
(Incorporated in Malaysia)

50. Capital adequacy (cont'd.)

(a) The core capital ratios and risk-weighted capital ratios of the Bank are as follows:

	2022 RM'000	Bank 2021 RM'000 Restated	2020 RM'000 Restated
Computation of total risk-weighted assets ("RWA")			
Total credit RWA	19,506,523	17,549,202	15,063,327
Less: Credit risk absorbed by profit-sharing investment account ("PSIA")	(135,099)	(98,453)	-
Total market RWA	23,153	16,225	22,546
Total operational RWA	1,424,839	1,302,128	1,250,046
Total RWA	<u>20,819,416</u>	<u>18,769,102</u>	<u>16,335,919</u>
Computation of capital ratios			
<u>Tier-I capital</u>			
Share capital	1,195,000	1,195,000	1,195,000
Retained profits (restated, see Note 53)	1,577,800	1,471,184	1,303,175
Other Reserves			
Regulatory reserve	94,239	28,079	45,411
FVOCI reserve (restated, see Note 53)	(1,342)	43,374	99,920
Foreign exchange translation reserve	3,067	650	(968)
Regulatory Adjustment			
Deferred tax assets	(52,920)	(58,170)	(39,070)
Investment property gain	(8,171)	(8,171)	(7,496)
Regulatory reserve	(94,239)	(28,079)	(45,411)
FVOCI reserve (restated, see Note 53)	-	(23,856)	(54,956)
Investment in subsidiaries	(13,159)	(13,159)	(13,159)
Cumulative gains of financing measured at FVTPL	(21,455)	(19,354)	-
Intangible asset (net of deferred tax liabilities)	(94,013)	(60,701)	(14,080)
Total Common Equity Tier- I Capital	<u>2,584,807</u>	<u>2,526,797</u>	<u>2,468,366</u>
Total Tier-I Capital	<u>2,584,807</u>	<u>2,526,797</u>	<u>2,468,366</u>
<u>Tier-II capital</u>			
Subordinated sukuk	800,000	500,000	250,000
Loss provision and regulatory reserve*	248,955	180,990	150,659
Add: Investment property gain	3,677	3,677	3,373
Total Tier-II Capital	<u>1,052,632</u>	<u>684,667</u>	<u>404,032</u>
Total Capital Base	<u>3,637,439</u>	<u>3,211,464</u>	<u>2,872,398</u>

* Tier 2 Capital comprise collective allowance on non-impaired financing customers and regulatory reserve.

Bank Muamalat Malaysia Berhad
(Incorporated in Malaysia)

50. Capital adequacy (cont'd.)

(a) The core capital ratios and risk-weighted capital ratios of the Bank are as follows: (cont'd.)

	2022 RM'000	Bank 2021 RM'000 Restated	2020 RM'000 Restated
Computation of capital ratios (cont'd.)			
<u>Ratio (%)</u>			
CET 1 Capital	12.415%	13.463%	15.110%
Tier 1 Capital	12.415%	13.463%	15.110%
Total Capital	17.471%	17.110%	17.583%

The capital adequacy ratios of the Bank are computed in accordance with BNM's Capital Adequacy Framework for Islamic Banks (Capital Components) and Capital Adequacy Framework for Islamic Banks (Risk Weighted Assets) issued on 9 December 2020 and 3 May 2019, respectively. The Group and Bank have adopted the Standardised Approach for credit risk and market risk, and the Basic Indicator Approach for operational risk. The minimum regulatory capital adequacy requirement for Islamic Bank Common Equity Tier I capital, Tier I capital, and Total Capital are 4.5%, 6.0% and 8.0% of total RWA, respectively, for the current period (2021: 4.5%, 6.0% and 8.0% of total RWA).

(b) Credit risk disclosure by risk weights of the Group as at 31 December, are as follows:

	Group			
	2022		2021	
	Total exposures after netting and credit risk mitigation	Total risk weighted assets	Total exposures after netting and credit risk mitigation	Total risk weighted assets
	RM'000	RM'000	RM'000	RM'000
0%	6,865,619	-	5,863,468	-
20%	4,612,135	922,427	2,485,451	497,090
35%	2,410,334	843,617	2,787,359	975,576
50%	1,171,097	585,548	1,170,444	585,222
75%	3,329,057	2,496,793	3,564,694	2,673,520
100%	14,388,397	14,388,397	12,698,045	12,698,045
150%	192,548	288,821	91,623	137,435
Risk weighted assets for credit risk	32,969,187	19,525,603	28,661,084	17,566,888
Less: Credit risk absorbed by PSIA		(135,099)		(98,453)

Bank Muamalat Malaysia Berhad
(Incorporated in Malaysia)

50. Capital adequacy (cont'd.)

(b) Credit risk disclosure by risk weights of the Group as at 31 December, are as follows: (cont'd.)

	Group			
	2022		2021	
	Total exposures after netting and credit risk mitigation RM'000	Total risk weighted assets RM'000	Total exposures after netting and credit risk mitigation RM'000	Total risk weighted assets RM'000
Risk weighted assets for market risk		23,153		16,225
Risk weighted assets for operational risk		1,460,879		1,321,435
Total risk weighted assets		<u>20,874,536</u>		<u>18,806,095</u>

	Bank			
	2022		2021	
	Total exposures after netting and credit risk mitigation RM'000	Total risk weighted assets RM'000	Total exposures after netting and credit risk mitigation RM'000	Total risk weighted assets RM'000
0%	6,865,619	-	5,863,468	-
20%	4,612,135	922,427	2,485,451	497,090
35%	2,410,334	843,617	2,787,359	975,576
50%	1,171,097	585,548	1,170,444	585,222
75%	3,329,057	2,496,793	3,564,694	2,673,520
100%	14,385,298	14,385,298	12,694,891	12,694,891
150%	181,894	272,840	81,935	122,903
Risk weighted assets for credit risk	32,955,434	19,506,523	28,648,242	17,549,202
Less: Credit risk absorbed by PSIA		(135,099)		(98,453)
Risk weighted assets for market risk		23,153		16,225
Risk weighted assets for operational risk		1,424,839		1,302,128
Total risk weighted assets		<u>20,819,416</u>		<u>18,769,102</u>

**Bank Muamalat Malaysia Berhad
(Incorporated in Malaysia)**

50. Capital adequacy (cont'd.)

Capital management

Board of Directors holds the ultimate responsibility in approving the capital management strategy. At the Management level, capital management strategy review is a periodic exercise that is under the purview of Asset-Liability Committee ("ALCO"). The said exercise refers to an assessment of the Bank's capital requirement vis-à-vis the development of the Bank as well as broad environment, i.e. regulatory and macroeconomic setting.

Latest review exercise revealed that the management of the Bank's capital has remained consistent with the development of the 5-year business plan. This indicates that the present depth in capital is sufficient to meet the requirements of the business plan outlined.

Meanwhile, there were series of developments made from the regulatory perspective, in particular, the proposal by the Basel Committee on Banking Supervision on Basel III. Much have been deliberated as regulators globally strive to address reform in banking supervision, especially in the quality of capital and liquidity standards.

The Bank has adopted the Standardised Approach for the measurement of credit and market risks, and the Basic Indicator Approach for operational risk, in compliance with BNM's requirements vis-à-vis the Capital Adequacy Framework for Islamic Bank. In addition, the stress testing process forecast the Bank's capital requirements under plausible and worst case stress scenarios to assess the Bank's capital to withstand the shocks.

51. Segment information

(a) Business segments

The Bank is organised into three (3) major business segments:

- (i) Business banking - this segment comprises the full range of products and services offered to business customers in the region, ranging from large corporates and the public sector and also commercial enterprises. The products and services offered include long-term financing such as project financing, short-term credit (e.g Muamalat Cashline and trade financing), and fee-based services (e.g cash management).
- (ii) Consumer banking - this segment comprises the full range of products and services offered to individual customers in Malaysia, including savings accounts, current accounts, fixed term accounts, remittance services, internet banking services, cash management services, consumer financing such as mortgage financing, personal financing, hire purchases financing, micro financing, wealth management and bancatakaful products, where the Bank act as an intermediary to takaful companies.

Bank Muamalat Malaysia Berhad
(Incorporated in Malaysia)

51. Segment information (cont'd.)

(a) Business segments (cont'd.)

- (iii) Treasury and investment banking - this segment comprises the full range of products and services relating to treasury activities and services, including foreign exchange, money market, derivatives and trading of capital market securities.

Investment banking focuses on business needs of mainly large corporate customers and financial institutions, which include corporate advisory services, bond issuances, Initial Public Offerings ("IPOs") and debt restructuring advisory services. It also explores investment opportunities via private equity investments for the Bank.

Other business segments include rental services, none of which is of sufficient size to be reported separately.

Group 2022	Business banking RM'000	Consumer banking RM'000	Treasury and investment banking RM'000	Others RM'000	Total RM'000
Revenue	291,274	865,614	195,136	(12,139)	1,339,885
Total income	180,514	453,957	36,830	215,353	886,654
Allowance for impairment on financing	8,049	(49,059)	-	-	(41,010)
Writeback of/(allowance for) losses on investments	-	-	(4,371)	-	(4,371)
Allowance for impairment losses on other financial assets, net	-	-	(38)	-	(38)
Other expenses	-	-	-	(26,602)	(26,602)
Total net income	188,563	404,898	32,421	188,751	814,633
Total overhead expenses					(507,908)
Profit before zakat and taxation					306,725
Zakat					(2,692)
Taxation					(81,255)
Profit for the year					222,778

Bank Muamalat Malaysia Berhad
(Incorporated in Malaysia)

51. Segment information (cont'd.)

(a) Business segments (cont'd.)

Group 2021	Business banking RM'000	Consumer banking RM'000	Treasury and investment banking RM'000 Restated	Others RM'000	Total RM'000
Revenue (restated Note 53)	290,994	706,688	170,347	(30,799)	1,137,230
Total Income (restated Note 53)	173,538	404,973	41,849	178,544	798,904
Allowance for impairment on financing	(6,851)	(47,093)	-	-	(53,944)
Allowance for impairment on investments	-	-	296	-	296
Writeback of/(allowance for) impairment on other financial assets, net	-	-	20	(414)	(394)
Other expenses	-	-	-	(22,726)	(22,726)
Total net income	166,687	357,880	42,165	155,404	722,136
Total overhead expenses					(467,268)
Profit before zakat dan taxation					254,868
Zakat					(6,447)
Taxation					(91,070)
Profit for the year					157,351

Bank 2022	Business banking RM'000	Consumer banking RM'000	Treasury and investment banking RM'000	Others RM'000	Total RM'000
Revenue	291,274	865,614	187,684	(12,139)	1,332,433
Total Income	180,514	453,957	29,125	215,353	878,949
Writeback of/(allowance for) impairment on financing	8,049	(49,059)	-	-	(41,010)
Allowance for impairment losses on investments	-	-	(4,371)	-	(4,371)
Allowance for impairment losses on other financial assets, net	-	-	(38)	-	(38)
Other expenses	-	-	-	(26,602)	(26,602)
Total net income	188,563	404,898	24,716	188,751	806,928
Total overhead expenses					(506,418)
Profit before zakat and taxation					300,510
Zakat					(2,254)
Taxation					(78,818)
Profit for the year					219,438

Bank Muamalat Malaysia Berhad
(Incorporated in Malaysia)

51. Segment information (cont'd.)

(a) Business segments (cont'd.)

Bank 2021	Business banking RM'000	Consumer banking RM'000	Treasury and investment banking RM'000 Restated	Others RM'000	Total RM'000
Revenue (restated Note 53)	290,994	706,688	159,493	(30,799)	1,126,376
Total Income (restated Note 53)	173,538	404,973	30,794	178,544	787,849
Allowance for impairment on financing	(6,851)	(47,093)	-	-	(53,944)
Allowance for impairment losses on investments	-	-	296	-	296
Writeback of/(allowance for) impairment losses on other financial assets, net	-	-	20	(414)	(394)
Other expenses	-	-	-	(22,726)	(22,726)
Total net income	166,687	357,880	31,110	155,404	711,081
Total overhead expenses					(464,920)
Profit before zakat and taxation					246,161
Zakat					(6,043)
Taxation					(89,154)
Profit for the year					150,964

52. Shariah disclosures

(a) Shariah governance

Overview

The Group's and the Bank's shariah governance structure are governed by BNM's guidelines on Shariah Governance Policy Document which comes into effect on 1 April 2020 and any related guidelines issued by the authorities, subject to variations and amendments from time to time.

In this context, Shariah non-compliance risk defined as the risk that arises from the Group's and the Bank's failure to comply with the Shariah rules and principles determined by the Shariah Committee ("SC") of the Group and the Bank and relevant Shariah Authorities ("SA") committees.

Bank Muamalat Malaysia Berhad
(Incorporated in Malaysia)

52. Shariah disclosures (cont'd.)

(a) Shariah governance (cont'd.)

Overview (cont'd.)

This risk is managed through the Bank Muamalat Malaysia Berhad ("BMMB") Shariah Governance Policy, which was endorsed by the SC and approved by the Board of Directors. The policy is drawn up in accordance to the BNM Shariah Governance Policy Document.

To ensure the operations and business activities of the Group and the Bank remain consistent with Shariah principles and its requirements, the Bank has established its own internal SC and internal Shariah organisation, which consists of the Shariah Department, Shariah Audit under the Internal Audit Department, Shariah Review under Regulatory Advisory & Compliance Division, and Shariah Risk under the Risk Management Department.

Rectification Process of Shariah Non-Compliance Income ("SNCI") and Unidentified Funds

Policy on Management of Shariah Non-Compliance Income was formulated pursuant to the Shariah Governance Policy Document, which defines the principles and practices to be applied by the Bank in managing its SNCI.

SNCI is an income generated from any transactions that breaches the governing Shariah principles and requirements as determined by the Group's and the Bank's SC and/or other Shariah Authorities ("SA").

The SA are as follows:

- Shariah Advisory Council of Bank Negara Malaysia.
- Shariah Advisory Council of Securities Commission Malaysia.
- Any other relevant Shariah resolutions and rulings as prescribed and determined by the SC of the Bank from time to time.

(i) Shariah non-compliance income and events

2022	No. of event	RM
Shariah non-compliance events/income during the year	<u>1</u>	<u>-</u>
2021	No. of event	RM
Shariah non-compliance events/income during the year	<u>6</u>	<u>4</u>

Any reported SNCI will be utilised to fund charitable activities as guided by SC of the Bank.

Bank Muamalat Malaysia Berhad
(Incorporated in Malaysia)

52. Shariah disclosures (cont'd.)

(a) Shariah governance (cont'd.)

(ii) Unidentified fund / earning prohibited by Shariah

During the Group's and the Bank's daily operations, there are certain funds received by the Group and the Bank where the source is not clear or uncertain, and/or prohibited by Shariah. These funds are therefore not recognised as income and are retained in the Maslahah Ammah account. The utilisation of the funds follow the similar procedures set for the SNCI funds.

Examples of unidentified funds are cash excess discovered at branch counter and automated teller machines ("ATM"), and unidentified funds, whilst earning prohibited by Shariah were interest income derived from Nostro accounts.

	2022	2021
	RM'000	RM'000
At 1 January 2022/ 2021	559	648
Sources of charity funds		
Unidentified fund / earning prohibited by Shariah, during the year	70	-
Uses of charity funds		
Contribution to non-profit organisation	(198)	(89)
Undistributed charity funds as at 31 December 2022 / 2021	431	559

(b) Recognition and measurement by main class of Shariah contracts

The recognition and measurement of each main class of Shariah contract is dependent on the nature of the products, either financing or deposit product. The accounting policies for each of these products are disclosed in their respective policies.

Bank Muamalat Malaysia Berhad
(Incorporated in Malaysia)

53. Prior year adjustments

While investments in equity instruments are normally carried at fair value through profit or loss, ("FVTPL"), an irrevocable election may be made at initial recognition of an investment or initial application of MFRS 9 *Financial Instruments* to present the subsequent changes in fair value of an investment in an equity instrument in other comprehensive income ("OCI").

During the financial year, the Bank has voluntarily corrected the measurement basis of an investment in an equity instrument retrospectively in accordance with paragraph 41 of MFRS 108 *Accounting Policies, Changes in Accounting Estimates and Errors* ("MFRS 108"). This is aligned with the principles as laid out in paragraph 14(b) of MFRS 108 where it is providing a reliable and more relevant information about the effects of this transaction to users of financial statements.

The affected line items in the financial statements are adjusted retrospectively as if the investment in an equity instrument had been elected irrevocably to be carried at fair value through other comprehensive income ("FVOCI") from the date of initial application of MFRS 9 as at 1 January 2018. This election is irrevocable and MFRS 7 *Financial Instruments: Disclosures* requires additional disclosures for the instrument so designated, including:

- (a) which investment in equity instrument has been so designated to be measured at FVOCI;
- (b) reasons for using this presentation alternative;
- (c) fair value of each such investment at the end of the reporting period;
- (d) dividends recognised during the period, showing separately those related to investments derecognised during the reporting period and those related to investments held at the end of the reporting period;
- (e) any transfers of the cumulative gain or loss within equity during the period including the reason for such transfers;
- (f) reasons for disposing such an investment;
- (g) the fair value of the investment at date of derecognition; and
- (h) cumulative gain or loss on disposal.

The Bank has conducted a review of its investment in private equity funds to ensure the objectives and nature of the investments are in accordance with the classification and measurement as prescribed in MFRS 9 *Financial Instruments*. Pursuant to the review, the equity investment which is not being held for trading as it is not part of the Bank's core business has been reclassified from FVTPL to FVOCI. The reclassification is to reflect the true nature and the business objectives of the investment. There is no disposal of the investment during the financial year.

Bank Muamalat Malaysia Berhad
(Incorporated in Malaysia)

53. Prior year adjustments (cont'd.)

The retrospective change in classification has resulted in the change to the comparative financial information to conform with the current year's presentation, which resulted in the following financial effects on the financial statements of the Group and of the Bank:

Statement of financial position
as at 31 December 2021

	As previously stated RM'000	Impact of change in classification RM'000	Restated RM'000
Group			
Assets			
Financial investments at fair value through profit or loss : Unquoted securities	321,276	(168,385)	152,891
Financial investments at fair value through other comprehensive income : Unquoted securities: Private equity funds	4,866,770	168,385	5,035,155
Shareholders' equity			
Retained profits	1,569,073	(83,388)	1,485,685
Other reserves	1,183,714	83,388	1,267,102
Capital adequacy			
CET 1 and Tier 1 capital ratio	13.708%	-0.127%	13.582%
Total capital ratio	<u>17.349%</u>	<u>-0.127%</u>	<u>17.222%</u>
Bank			
Assets			
Financial investments at fair value through profit or loss : Unquoted securities	321,276	(168,385)	152,891
Financial investments at fair value through other comprehensive income : Unquoted securities: Private equity funds	4,864,264	168,385	5,032,649
Shareholders' equity			
Retained profits	1,554,572	(83,388)	1,471,184
Other reserves	1,183,715	83,388	1,267,103
Capital adequacy			
CET 1 and Tier 1 capital ratio	13.590%	-0.127%	13.463%
Total capital ratio	<u>17.237%</u>	<u>-0.127%</u>	<u>17.110%</u>

Bank Muamalat Malaysia Berhad
(Incorporated in Malaysia)

53. Prior year adjustments (cont'd.)

The retrospective change in classification has resulted in the change to the comparative financial information to conform with the current year's presentation, which resulted in the following financial effects on the financial statements of the Group and of the Bank (cont'd.):

Statement of financial position

as at 1 January 2021 / 31 December 2020

	As previously stated	Impact of change in classification	Restated
	RM'000	RM'000	RM'000
Group			
Assets			
Financial investments at fair value through profit or loss			
: Unquoted securities	313,337	(165,252)	148,085
Financial investments at fair value through other comprehensive income			
: Unquoted securities: Private equity funds	3,798,965	165,252	3,964,217
Shareholders' equity			
Retained profits	1,392,969	(81,680)	1,311,289
Other reserves	1,257,683	81,680	1,339,363
Capital adequacy			
CET 1 and Tier 1 capital ratio	15.486%	-0.274%	15.212%
Total capital ratio	<u>17.955%</u>	<u>-0.274%</u>	<u>17.681%</u>
Bank			
Assets			
Financial investments at fair value through profit or loss			
: Unquoted securities	313,337	(165,252)	148,085
Financial investments at fair value through other comprehensive income			
: Unquoted securities: Private equity funds	3,796,498	165,252	3,961,750
Shareholders' equity			
Retained profits	1,384,855	(81,680)	1,303,175
Other reserves	1,257,684	81,680	1,339,364
Capital adequacy			
CET 1 and Tier 1 capital ratio	15.385%	-0.275%	15.110%
Total capital ratio	<u>17.858%</u>	<u>-0.275%</u>	<u>17.583%</u>

Bank Muamalat Malaysia Berhad
(Incorporated in Malaysia)

53. Prior year adjustments (cont'd.)

The retrospective change in classification has resulted in the change to the comparative financial information to conform with the current year's presentation, which resulted in the following financial effects on the financial statements of the Group and of the Bank (cont'd.):

Statement of comprehensive income
for year ended 31 December 2021

	As previously stated	Impact of change in classification	Restated
Group	RM'000	RM'000	RM'000
Income derived from investment of shareholders' funds	22,424	(1,708)	20,716
Profit for the year	159,059	(1,708)	157,351
Other comprehensive loss:			
Items that may not be reclassified subsequently to profit or loss			
Net unrealised loss on equity securities at fair value through other comprehensive income	(13,573)	1,708	(11,865)
Other comprehensive loss for the year, net of tax	(56,924)	1,708	(55,216)
Total comprehensive income for the year	102,135		102,135
Bank			
Income derived from investment of shareholders' funds	11,570	(1,708)	9,862
Profit for the year	152,672	(1,708)	150,964
Other comprehensive loss:			
Items that may not be reclassified subsequently to profit or loss			
Net unrealised loss on equity securities at fair value through other comprehensive income	(13,573)	1,708	(11,865)
Other comprehensive loss for the year, net of tax	(56,924)	1,708	(55,216)
Total comprehensive income for the year	95,748		95,748

Bank Muamalat Malaysia Berhad
(Incorporated in Malaysia)

53. Prior year adjustments (cont'd.)

The retrospective change in classification has resulted in the change to the comparative financial information to conform with the current year's presentation, which resulted in the following financial effects on the financial statements of the Group and of the Bank (cont'd.):

Statement of cashflows

for year ended 31 December 2021

	As previously stated	Impact of change in classification	Restated
Group	RM'000	RM'000	RM'000
Cash flows from operating activities			
Profit before zakat and taxation	256,576	(1,708)	254,868
Adjustment for:			
Unrealised loss on revaluation of financial investment designated at FVTPL	3,201	1,708	4,909
Bank			
Cash flows from operating activities			
Profit before zakat and taxation	247,869	(1,708)	246,161
Adjustment for:			
Unrealised loss on revaluation of financial investment designated at FVTPL	3,201	1,708	4,909

Bank Muamalat Malaysia Berhad
(Incorporated in Malaysia)

53. Prior year adjustments (cont'd.)

The financial effects of the change in classification to the profit or loss of the current financial year are as disclosed below :

Statement of comprehensive income
for year ended 31 December 2022

Group	Before change in classification RM'000	Impact of change in classification RM'000	After change in classification RM'000
Income derived from investment of shareholders' funds	(13,589)	41,467	27,878
Profit for the year	181,311	41,467	222,778
Items that may not be reclassified subsequently to profit or loss			
Net unrealised loss on equity securities at fair value through other comprehensive income	(9,572)	(41,467)	(51,039)
Other comprehensive loss for the year, net of tax	(47,494)	(41,467)	(88,961)
Total comprehensive income for the year	133,817		133,817
Bank			
Income derived from investment of shareholders' funds	(21,041)	41,467	20,426
Profit for the year	177,971	41,467	219,438
Items that may not be reclassified subsequently to profit or loss			
Net unrealised loss on equity securities at fair value through other comprehensive income	(9,572)	(41,467)	(51,039)
Other comprehensive loss for the year, net of tax	(47,494)	(41,467)	(88,961)
Total comprehensive income for the year	130,477		130,477